

AIR CONDITIONING UNITS

1st Oct. 2021 - 31st March 2022

*Your one stop
airconditioning shop!*

www.airdiffusion.com.au

Welcome to ADA

Air Diffusion Agencies is a renowned Australian manufacturer of state of the art accessories and technologies to provide you with a comprehensive range of components for your heating, ventilating, and/or air-conditioning (HVAC) system.

We are the leading Australian supplier of quality air conditioning equipment and refrigeration components to the industry, and a holder of several patented products. We offer a complete range of products including air diffusers, flexible ducting, fittings, ductboard, sheetmetal, zoning equipment, combustion heating components, spare parts and units.

We are a proudly 100% Australian family owned and managed company that is market driven by our valuable customers to design and provide innovative products that will meet your needs today, and in the future.

We really are your one stop air conditioning trade centre, put us to the test today!





**A family
owned
Australian
business**

This price book is effective from 1st October 2021

Recommendations and advice regarding the use of the products described in this catalogue are to be taken as a guide only and are given without liability on the part of Air Diffusion Agencies Pty Ltd or its employees.

Price books and catalogues are released each year do you have the latest copy?

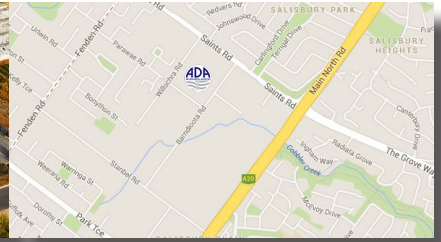


Where you can find us

SALISBURY PLAIN

72 - 78 Willochra Rd
Salisbury Plain, SA 5109

Phone: (08) 8182 0777
Fax: (08) 8182 0705



WELLAND

99 - 109 Frederick St
Welland, SA 5007

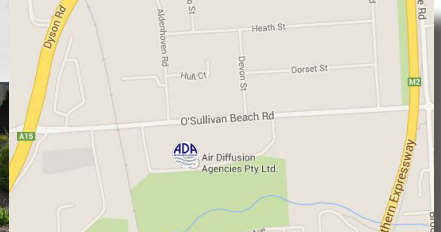
Phone: (08) 8116 3600
Fax: (08) 8116 3605



LONSDALE

15 - 19 Roxburgh Ave
Lonsdale, SA 5160

Phone: (08) 8307 2300
Fax: (08) 8307 2305



DARWIN

116 Winnellie Rd
Winnellie, NT 0820

Phone: (08) 8984 6800
Fax: (08) 8984 6805



BRISBANE

7/29 McCotter St
Acacia Ridge, QLD 4110

Phone: (07) 3714 8900
Fax: (07) 3714 8905



ACCOUNTS - PO Box 247 Lonsdale DC, SA 5160 Phone: (08) 8307 2310 Fax: (08) 8307 2315

BANK SA BSB: 105 008 ACC: 080 621 840

ABN: 52 008 267 221

www.airdiffusion.com.au



AIR CONDITIONING UNITS INDEX

WALL SPLIT SYSTEMS



1 SERENE 2



25 SAMSUNG BEDARRA

NEW

25, 26 SAMSUNG GEO & GEO WIND-FREE™



35 MHIAA ZMP, AVANTI & AVANTI PLUS

36 MHIAA BRONTE



45 TECO HVHT COMFORT DC INVERTER

DUCTED REFRIGERATED UNITS



3 ACTRON ULTRASLIM

4, 5, 6 ACTRON CLASSIC SERIES 2

7, 8 ACTRON ESP PLUS SERIES 2

9, 10 ACTRON ADVANCE

11, 12 ACTRON ESP PLATINUM QUE

14 ACTRON 2 PIECE INDOOR 1PH - CLASSIC 2

15 ACTRON 2 PIECE INDOOR 1PH - ADVANCE

16 ACTRON 2 PIECE INDOOR 1PH - ESP PLUS 2

17 ACTRON 2 PIECE INDOOR 1PH - ESP PLATINUM QUE

18 ACTRON 2 PIECE INDOOR 3PH - CLASSIC 2

19 ACTRON 2 PIECE INDOOR 3PH - ESP PLUS 2

20 ACTRON 2 PIECE INDOOR 3PH - ADVANCE

21 ACTRON COMMERCIAL PACKAGED UNITS

21 ACTRON VARIABLE CAPACITY COMMERCIAL

23, 24 ACTRON CONTROLLERS & ACCESSORIES



27 SAMSUNG 'DUCT S2' & SAMSUNG 'BIG DUCT'

28 SAMSUNG 2 PIECE INDOOR 'DUCT S2+'



37 MHIAA FDU

38 MHIAA FDUM, FDU & SRR AKARI SERIES

EVAPORATIVE COOLING UNITS



48 BONAIRE SUMMERBREEZE

49 BONAIRE INTEGRA

49 BONAIRE PINNACLE



50 COOLBREEZE EZYCOOL

51 COOLBREEZE HERITAGE

52 COOLBREEZE HERITAGE MAXIMA INVERTER

53 COOLBREEZE CASCADE

54 COOLBREEZE CASCADE MAXIMA INVERTER



55 BRIVIS AD SERIES



56 RINNAI AS SERIES

57 RINNAI C SERIES



58 COOLAIR CPQ SERIES



59 BRAEMAR LCQ PARADIGM SERIES

60 BRAEMAR LCQI INVERTAIR LOW PROFILE

61 BRAEMAR LPQI EVOLUTION LOW PROFILE

MULTI SPLITS



2 ACTRON MULTI-ELITE



30, 31 SAMSUNG FREE JOINT MULTI



39 MHIAA VRF INVERTED - KX SERIES

40 MHIAA SC / SR SERIES



AIR CONDITIONING UNITS INDEX

COMMERCIAL EVAPORATIVE COOLING



62 BONAIRE B SERIES & FIRE RATED UNITS

63 BONAIRE C SERIES & SEASONMAKER DF



64 COOLBREEZE COMMERCIAL



65, 66 BRAEMAR EA & PLUG CONNECT

67 BRAEMAR RPA

68 BRAEMAR RPB

69 BRAEMAR RPCQi

CASSETTES



13 ACTRON CASCADE CASSETTES



32, 33 SAMSUNG CEILING CASSETTES



41, 42 MHIAA FDT / FDTc SERIES

43 MHIAA CEILING SUSPENDED FDE SERIES

PORTABLE - WALL - AIR CURTAINS



45 TECO WINDOW / WALL & AIR CURTAINS



46 HONEYWELL PORTABLE



46 BONAIRE DURANGO, WINTER i & DIET

NEW



46 COOLBREEZE MOBILE

OUTDOOR HEATERS



47 EXCELAIR OUTDOOR STRIP HEATERS

GAS HEATING - DUCTED



70 BONAIRE RHINO

71 BONAIRE MB3 & MB4

72 BONAIRE MB5



74, 75 BRAEMAR TQ3 & TQ4 ECOSTAR

76, 77 BRAEMAR TQM5 & TQM6 ECOSTAR

78 BRAEMAR TQS5 SUPERNOVA

79 BRAEMAR TQD3 & TQMD5 ReBUFF

80 BRAEMAR SSQ5 ECOSTAR 'SIDE SERVICE'

80 BRAEMAR TQA5 ECOSTAR

81 BRAEMAR CQSA COMPACT SUPERSPLIT



84 RINNAI STARPRO RSP4 COMPACT SERIES

85 RINNAI STARPRO RSP5 NON CONDENSING



86 BRIVIS WOMBAT CLASSIC & BUFFALO

87 BRIVIS COMPACT CLASSIC V2

GAS HEATING - WALL



73 BONAIRE PYROX GAS WALL FURNACE



82 BRAEMAR WF GAS WALL FURNACE

83 BRAEMAR ECO-SUPERSTAR GAS SPACE HEATER



88 RINNAI ENERGYSAVER HEATER

AIR PURIFIER



34 SAMSUNG AIR PURIFIER

'SERENE' SERIES 2

CODE	MODEL		PIPE SIZE	kW COOL HEAT	
SINGLE PHASE WALL SPLIT - R32					
WR2I26	WRE-026CS	INDOOR (INCLUDES REMOTE CONTROLLER)			
WR2O26	WRC-026CS	OUTDOOR	6.35 (¼) / 9.52 (¾)	2.65	2.75
WR2I35	WRE-035CS	INDOOR (INCLUDES REMOTE CONTROLLER)			
WR2O35	WRC-035CS	OUTDOOR	6.35 (¼) / 9.52 (¾)	3.50	3.70
WR2I50	WRE-050CS	INDOOR (INCLUDES REMOTE CONTROLLER)			
WR2O50	WRC-050CS	OUTDOOR	6.35 (¼) / 12.70 (½)	5.00	5.00
WR2I72	WRE-072CS	INDOOR (INCLUDES REMOTE CONTROLLER)			
WR2O72	WRC-072CS	OUTDOOR	9.52 (¾) / 15.88 (⅝)	7.20	8.00
WR2I85	WRE-085CS	INDOOR (INCLUDES REMOTE CONTROLLER)			
WR2O85	WRC-085CS	OUTDOOR	9.52 (¾) / 15.88 (⅝)	8.50	9.45

OPTIONAL ACCESORIES

WUK-WH1	WUK-WH1	WIFI USB KIT - SERENE WALL HUNG UNITS Control the Serene system via your smart device and the EasyConnect app
---------	---------	--



WC-02	WC-02	PREMIUM WIRED CONTROLLER
-------	-------	--------------------------



SERENE

SERIES 2



FEATURES:

- Sleek and stylish.
- High-efficiency filter with bio enzymes.
- Maximum convenience with multi-directional airflow.
- Turbo mode allows unit to run over-capacity for a short period of time to reach desired temperature faster.
- Multi speed fan control with 12 settings.
- Self clean function that minimises mould growth.
- Sleep mode for a good nights sleep and to save energy.
- Quiet mode reduces noise down to a sleep friendly whisper quiet level.
- Auto-Restart Function.





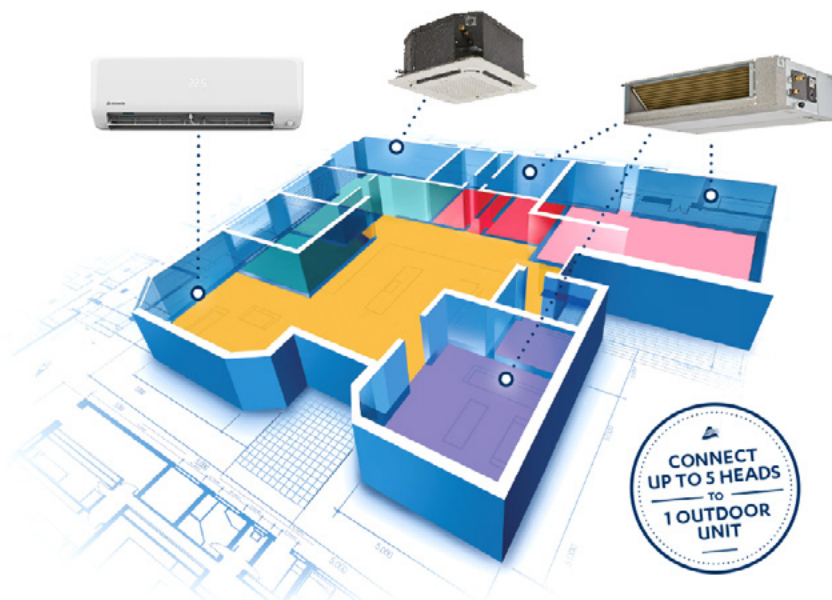
REMOTE
CONTROL INCLUDED

'MULTI ELITE' MULTI-SPLIT SYSTEMS




CODE	MODEL		PIPE SIZE	kW COOLHEAT	
OUTDOOR UNITS - R410A					
MR71	MRC-071AS-3	MULTI OUTDOOR 1PH / 3 HEADS	3x 6.35 (¼) / 3x 9.52 (⅜)	7.10	7.75
MR100	MRC-100AS-4	MULTI OUTDOOR 1PH / 4 HEADS	4x 6.35 (¼) / 3x 9.52 (⅜) / 1x 12.70 (½)	9.85	9.90
MR110	MRC-110AS-5	MULTI OUTDOOR 1PH / 5 HEADS	5x 6.35 (¼) / 4x 9.52 (⅜) / 1x 12.70 (½)	10.95	11.20
MR135	MRC-135AS-5	MULTI OUTDOOR 1PH / 5 HEADS	5x 6.35 (¼) / 3x 9.52 (⅜) / 2x 12.70 (½)	13.50	14.80
MINI-CASSETTE - R410A					
MRE35	MRE-035AS	MINI CASSETTE RC INDOOR UNIT 1PH R410A	6.35 (¼) / 9.52 (⅜)	3.50	3.80
MRE50	MRE-050AS	MINI CASSETTE RC INDOOR UNIT 1PH R410A	6.35 (¼) / 12.70 (½)	5.00	5.30
M4PI	M4-P1	MINI CASSETTE 4-WAY PANEL			
BULKHEAD INDOOR UNIT - R410A					
BR26	BRE-026BS	MULTI INDOOR (INC'S WIRED CONTROLLER)	6.35 (¼) / 9.52 (⅜)	2.60	2.90
BR35	BRE-035BS	MULTI INDOOR (INC'S WIRED CONTROLLER)	6.35 (¼) / 9.52 (⅜)	3.50	3.80
BR52	BRE-052BS	MULTI INDOOR (INC'S WIRED CONTROLLER)	6.35 (¼) / 12.70 (½)	5.20	5.50
BR71	BRE-071BS	MULTI INDOOR (INC'S WIRED CONTROLLER)	9.52 (⅜) / 15.88 (⅝)	7.10	7.30
WALL SPLIT INDOOR UNIT (SERENE SERIES 2) - R32					
WR2I26	WRE-026CS	INDOOR (INC'S REMOTE CONTROLLER)	6.35 (¼) / 9.52 (⅜)	2.65	2.85
WR2I35	WRE-035CS	INDOOR (INC'S REMOTE CONTROLLER)	6.35 (¼) / 9.52 (⅜)	3.50	3.70
WR2I50	WRE-050CS	INDOOR (INC'S REMOTE CONTROLLER)	6.35 (¼) / 12.70 (½)	5.00	5.00
WR2I72	WRE-072CS	INDOOR (INC'S REMOTE CONTROLLER)	9.52 (⅜) / 15.88 (⅝)	7.20	8.00

Serene 2 Indoor unit is compatible for use with R410A Multi Elite

OPTIONAL ACCESORIES					
WUK-CAC1	WUK-CAC1	EASYCONNECT WIFI BRIDGING KIT Control system via your smart device and the EasyConnect app			



'ULTRASLIM' DUCTED SYSTEMS

	CODE	MODEL		PIPE SIZE	kW COOL HEAT	
'ULTRA SLIM' DUCTED SYSTEMS						
	ADI71	LRE-071AS	LOW PROFILE INDOOR UNIT (INCLUDES WIRED CONTROLLER)			
	ACO71	URC-071AS	UNIVERSAL OUTDOOR	9.52 (¾) / 15.88 (¾)	7.10	8.40
	ADI100	LRE-100AS	LOW PROFILE INDOOR UNIT (INCLUDES WIRED CONTROLLER)			
	ACO100	URC-100AS	UNIVERSAL OUTDOOR	9.52 (¾) / 15.88 (¾)	10.00	10.90
	ADI130	LRE-130AS*	LOW PROFILE INDOOR UNIT (INCLUDES WIRED CONTROLLER)			
	ACO125	URC-125AS	UNIVERSAL OUTDOOR	9.52 (¾) / 15.88 (¾)	12.50	14.50
	ADI130	LRE-130AS*	LOW PROFILE INDOOR UNIT (INCLUDES WIRED CONTROLLER)			
	ACO140	URC-140AS	UNIVERSAL OUTDOOR	9.52 (¾) / 15.88 (¾)	14.00	16.00
	ADI170	LRE-170AS	LOW PROFILE INDOOR UNIT (INCLUDES WIRED CONTROLLER)			
	ACO170	URC-170AS	UNIVERSAL OUTDOOR	9.52 (¾) / 15.88 (¾)	17.00	17.50

OPTIONAL ACCESORIES



easyconnect

WUK-CAC1 WUK-CAC1

EASYCONNECT WIFI BRIDGING KIT

Control system via your smart device and the EasyConnect app

ULTRA SLIM DESIGN WITH A QUIET AND SMOOTH OPERATION










FEATURES:

- Tailored for tight spaces
- At only 249mm high*, it provides maximum comfort with a minimal footprint.
*LRE-130AS - 300mm high
- Interchangeable return air intake from rear to bottom option
- High static pressure up to 160Pa
- Drain pump fitted as standard
- Fresh air intake option
- Gold Fin coil protection
- Auto restart
- Low ambient cooling down to -15°C
- Remote on/off and fault alarm
- Also has a superior operating range: up to 50°C Cooling and -25°C Heating.



PREMIUM
CONTROL INCLUDED



	CODE		PIPE SIZE	kW COOL HEAT	
CLASSIC SERIES 2 - SINGLE PHASE - FIXED SPEED					
	CRA100S	OUTDOOR (EXCLUDES CONTROLLER)	9.52 (¾) / 15.88 (⅝)	10.16	10.62
	EVA100S	INDOOR (INCLUDES 8 ZONES INTEGRATED & 20m DATA CABLE)			
	EVA100S-V	VERTICAL INDOOR OPTION (INC. 8 ZONES INTEGRATED & 20m DATA CABLE)			
PLENUM OPTIONS					
	PL11R-1/40S	RETURN PLENUM - 1 x 400mm (16") SPIGOT			
	PL11S-1/35S	SUPPLY PLENUM - 1 x 350mm (14") SPIGOT			
	PL11S-2/30S	SUPPLY PLENUM - 2 x 300mm (12") SPIGOT			
	PL11S-2/35S	SUPPLY PLENUM - 2 x 350mm (14") SPIGOT			
	CRA130S	OUTDOOR (EXCLUDES CONTROLLER)	9.52 (¾) / 19.05 (¾)	12.24	12.17
	EVA130S	INDOOR (INCLUDES 8 ZONES INTEGRATED & 20m DATA CABLE)			
	EVA130S-V	VERTICAL INDOOR OPTION (INC. 8 ZONES INTEGRATED & 20m DATA CABLE)			
PLENUM OPTIONS					
	PL13R-2/35S	RETURN PLENUM - 2 x 350mm (14") SPIGOT			
	PL18S-2/35S	SUPPLY PLENUM - 2 x 350mm (14") SPIGOT			
	PL13S-3/30S	SUPPLY PLENUM - 3 x 300mm (12") SPIGOT			
	CRA150S	OUTDOOR (EXCLUDES CONTROLLER)	9.52 (¾) / 19.05 (¾)	14.97	15.12
	EVA150S	INDOOR (INCLUDES 8 ZONES INTEGRATED & 20m DATA CABLE)			
	EVA150S-V	VERTICAL INDOOR OPTION (INC. 8 ZONES INTEGRATED & 20m DATA CABLE)			
	CRA170S	OUTDOOR (EXCLUDES CONTROLLER)	9.52 (¾) / 19.05 (¾)	16.80	17.57
	EVA170S	INDOOR (INCLUDES 8 ZONES INTEGRATED & 20m DATA CABLE)			
	EVA170S-V	VERTICAL INDOOR OPTION (INC. 8 ZONES INTEGRATED & 20m DATA CABLE)			
PLENUM OPTIONS					
	PL18R-2/35S	RETURN PLENUM - 2 x 350mm (14") SPIGOT			
	PL20R-2/40S	RETURN PLENUM - 2 x 400mm (16") SPIGOT			
	PL18S-2/35S	SUPPLY PLENUM - 2 x 350mm (14") SPIGOT			
	PL20S-2/40S	SUPPLY PLENUM - 2 x 400mm (16") SPIGOT			
	PL13S-3/30S	SUPPLY PLENUM - 3 x 300mm (12") SPIGOT			
	PL18S-3/35S	SUPPLY PLENUM - 3 x 350mm (14") SPIGOT			
	PL20S-3/SPS	SUPPLY PLENUM - 1 x 400mm (16") / 2 x 350 (14") SPIGOT			
CONTROLLER OPTIONS					
	LR7-1W	7 DAY WALL CONTROLLER, 8 ZONE (WHITE)			
	LR7-1G	7 DAY WALL CONTROLLER, 8 ZONE (GREY)			
OPTIONAL UPGRADES					
	NTW-1000	NEO - PREMIUM TOUCHSCREEN CONTROLLER (WHITE) FEATURES INTEGRATED ZONING AND THE ABILITY TO CONTROL UNIT VIA THE NEO CONNECT APP ON A SMART DEVICE			
	NTB-1000	NEO - PREMIUM TOUCHSCREEN CONTROLLER (BLACK) FEATURES INTEGRATED ZONING AND THE ABILITY TO CONTROL UNIT VIA THE NEO CONNECT APP ON A SMART DEVICE			
	LM-RS-2W	WALL MOUNTED REMOTE SENSOR - WHITE (SENSORS ROOM TEMP)			
	LM-RS-2G	WALL MOUNTED REMOTE SENSOR - GREY (SENSORS ROOM TEMP)			

FOR USE OF ALL FEATURES ACTRON ZONE BARRELS TO BE USED - SEE PAGE 24

CLASSIC 2 SERIES 2 FIXED SPEED - THREE PHASE

CODE		PIPE SIZE	COOL	HEAT
CLASSIC 2 - THREE PHASE - FIXED SPEED				



CRA130T	OUTDOOR (EXCLUDES CONTROLLER)	9.52 (3/8) / 19.05 (3/4)	12.40	12.30
EVA130S	INDOOR (INCLUDES 8 ZONES INTEGRATED & 20m DATA CABLE)			
EVA130S-V	VERTICAL INDOOR OPTION (INC. 8 ZONES INTEGRATED & 20m DATA CABLE)			

PLENUM OPTIONS



PL13R-2/35S	RETURN PLENUM - 2 x 350mm (14") SPIGOT
PL18S-2/35S	SUPPLY PLENUM - 2 x 350mm (14") SPIGOT
PL13S-3/30S	SUPPLY PLENUM - 3 x 300mm (12") SPIGOT



CRA150T	OUTDOOR (EXCLUDES CONTROLLER)	9.52 (3/8) / 19.05 (3/4)	14.68	15.00
EVA150S	INDOOR (INCLUDES 8 ZONES INTEGRATED & 20m DATA CABLE)			
EVA150S-V	VERTICAL INDOOR OPTION (INC. 8 ZONES INTEGRATED & 20m DATA CABLE)			



CRA170T	OUTDOOR (EXCLUDES CONTROLLER)	9.52 (3/8) / 19.05 (3/4)	16.99	17.92
EVA170S	INDOOR (INCLUDES 8 ZONES INTEGRATED & 20m DATA CABLE)			
EVA170S-V	VERTICAL INDOOR OPTION (INC. 8 ZONES INTEGRATED & 20m DATA CABLE)			

PLENUM OPTIONS



PL18R-2/35S	RETURN PLENUM - 2 x 350mm (14") SPIGOT
PL20R-2/40S	RETURN PLENUM - 2 x 400mm (16") SPIGOT
PL18S-2/35S	SUPPLY PLENUM - 2 x 350mm (14") SPIGOT
PL20S-2/40S	SUPPLY PLENUM - 2 x 400mm (16") SPIGOT
PL13S-3/30S	SUPPLY PLENUM - 3 x 300mm (12") SPIGOT
PL18S-3/35S	SUPPLY PLENUM - 3 x 350mm (14") SPIGOT
PL20S-3/SPS	SUPPLY PLENUM - 1 x 400mm (16") / 2 x 350 (14") SPIGOT

CONTROLLER OPTIONS



LR7-1W	7 DAY WALL CONTROLLER, 8 ZONE (WHITE)
LR7-1G	7 DAY WALL CONTROLLER, 8 ZONE (GREY)

OPTIONAL UPGRADES



NTW-1000	NEO - PREMIUM TOUCHSCREEN CONTROLLER (WHITE) FEATURES INTEGRATED ZONING AND THE ABILITY TO CONTROL UNIT VIA THE NEO CONNECT APP ON A SMART DEVICE
----------	--



NTB-1000	NEO - PREMIUM TOUCHSCREEN CONTROLLER (BLACK) FEATURES INTEGRATED ZONING AND THE ABILITY TO CONTROL UNIT VIA THE NEO CONNECT APP ON A SMART DEVICE
----------	--



LM-RS-2W	WALL MOUNTED REMOTE SENSOR - WHITE (SENSORS ROOM TEMP)
LM-RS-2G	WALL MOUNTED REMOTE SENSOR - GREY (SENSORS ROOM TEMP)

FOR USE OF ALL FEATURES ACTRON ZONE BARRELS TO BE USED - SEE PAGE 24

CLASSIC 2 SERIES 2

FIXED SPEED - THREE PHASE

CODE	PIPE SIZE	kW COOL HEAT	
CLASSIC 2 - THREE PHASE - FIXED SPEED			



CRA200T	OUTDOOR (EXCLUDES CONTROLLER)	12.70 (1/2) / 22.22 (7/8)	19.06	19.34
EVA200S	INDOOR (INCLUDES 8 ZONES INTEGRATED & 20m DATA CABLE)	9.52 (3/8) / 22.22 (7/8)*		
EVA200S-V	VERTICAL INDOOR OPTION (INC. 8 ZONES INTEGRATED & 20m DATA CABLE)			

* For short pipe run of 0-20m or average 1-storey residential dwellings, 19.05mm (3/4") Gas Field Pipe and 9.52mm (3/8") Liquid Line may be used in place of the recommended 22.22mm (7/8") gas pipe and 12.7 (1/2") liquid line. Please refer to Capacity Selection Data & see Pipe Length Correction Multiplier for the drop in refrigeration capacity as a consequence of change in Gas Field Pipe diameter. Swaged end of Indoor and Outdoor Units' gas pipe to be cut in the field to fit ID into 19.05mm (3/4") replacement Field Pipe. Swaged end to be cut-off in the field to fit into field pipe.

PLENUM OPTIONS



PL19R-2/40S	RETURN PLENUM - 2 x 400mm (16") SPIGOT
PL19R-2/45S	RETURN PLENUM - 2 x 450mm (18") SPIGOT
PL18S-2/35S	SUPPLY PLENUM - 2 x 350mm (14") SPIGOT
PL20S-2/40S	SUPPLY PLENUM - 2 x 400mm (16") SPIGOT
PL13S-3/30S	SUPPLY PLENUM - 3 x 300mm (12") SPIGOT
PL18S-3/35S	SUPPLY PLENUM - 3 x 350mm (14") SPIGOT
PL20S-3/SPS	SUPPLY PLENUM - 1 x 400mm (16") / 2 x 350 (14") SPIGOT



CRA230T	OUTDOOR (EXCLUDES CONTROLLER)	12.70 (1/2) / 25.40 (1)	22.35	23.00
EVA230S	INDOOR (INCLUDES 8 ZONES INTEGRATED & 20m DATA CABLE)			
EVA230S-V	VERTICAL INDOOR OPTION (INC. 8 ZONES INTEGRATED & 20m DATA CABLE) AHKFC HANGING KIT SUPPLIED AS STANDARD WITH EVA230S-V			

PLENUM OPTIONS



PL25R-2/45S	RETURN PLENUM - 2 x 450mm (18") SPIGOT
PL34S-2/45S	SUPPLY PLENUM - 2 x 450mm (18") SPIGOT
PL22S-3/35S	SUPPLY PLENUM - 3 x 350mm (14") SPIGOT
PL30S-3/40S	SUPPLY PLENUM - 3 x 400mm (16") SPIGOT
PL34S-3/45S	SUPPLY PLENUM - 3 x 450mm (18") SPIGOT

CONTROLLER OPTIONS



LR7-1W	7 DAY WALL CONTROLLER, 8 ZONE (WHITE)
LR7-1G	7 DAY WALL CONTROLLER, 8 ZONE (GREY)

OPTIONAL UPGRADES



NTW-1000	NEO - PREMIUM TOUCHSCREEN CONTROLLER (WHITE) FEATURES INTEGRATED ZONING AND THE ABILITY TO CONTROL UNIT VIA THE NEO CONNECT APP ON A SMART DEVICE
----------	--



NTB-1000	NEO - PREMIUM TOUCHSCREEN CONTROLLER (BLACK) FEATURES INTEGRATED ZONING AND THE ABILITY TO CONTROL UNIT VIA THE NEO CONNECT APP ON A SMART DEVICE
----------	--



LM-RS-2W	WALL MOUNTED REMOTE SENSOR - WHITE (SENSORS ROOM TEMP)
LM-RS-2G	WALL MOUNTED REMOTE SENSOR - GREY (SENSORS ROOM TEMP)

FOR USE OF ALL FEATURES ACTRON ZONE BARRELS TO BE USED - SEE PAGE 24

CODE	PIPE SIZE	kW COOL HEAT
ESP PLUS SERIES 2 - SINGLE PHASE WHILE STOCKS LAST		



SRD131C2	DIGITAL OUTDOOR (EXCLUDES CONTROLLER)	9.52 (¾) / 19.05 (¾)	12.27	12.16
SRV131E2	VARIABLE INDOOR (INCLUDES 8 ZONES INTEGRATED & 20m DATA CABLE)			
SRV131E-V2	VERTICAL INDOOR OPTION (INC. 8 ZONES INTEGRATED & 20m DATA CABLE)			

PLENUM OPTIONS



PL13R-2/35S	RETURN PLENUM - 2 x 350mm (14") SPIGOT
PL18S-2/35S	SUPPLY PLENUM - 2 x 350mm (14") SPIGOT
PL13S-3/30S	SUPPLY PLENUM - 3 x 300mm (12") SPIGOT



SRD151C2	DIGITAL OUTDOOR (EXCLUDES CONTROLLER)	9.52 (¾) / 19.05 (¾)	14.37	15.00
SRV151E2	VARIABLE INDOOR (INCLUDES 8 ZONES INTEGRATED & 20m DATA CABLE)			
SRV151E-V2	VERTICAL INDOOR OPTION (INC. 8 ZONES INTEGRATED & 20m DATA CABLE)			

PLENUM OPTIONS



PL18R-2/35S	RETURN PLENUM - 2 x 350mm (14") SPIGOT
PL20R-2/40S	RETURN PLENUM - 2 x 400mm (16") SPIGOT
PL18S-2/35S	SUPPLY PLENUM - 2 x 350mm (14") SPIGOT
PL20S-2/40S	SUPPLY PLENUM - 2 x 400mm (16") SPIGOT
PL13S-3/30S	SUPPLY PLENUM - 3 x 300mm (12") SPIGOT
PL18S-3/35S	SUPPLY PLENUM - 3 x 350mm (14") SPIGOT
PL20S-3/SPS	SUPPLY PLENUM - 1 x 400mm (16") / 2 x 350 (14") SPIGOT



SRD191C2	DIGITAL OUTDOOR (EXCLUDES CONTROLLER)	9.52 (¾) / 19.05 (¾)	18.64	18.52
SRV191E2	VARIABLE INDOOR (INCLUDES 8 ZONES INTEGRATED & 20m DATA CABLE)			
SRV191E-V2	VERTICAL INDOOR OPTION (INC. 8 ZONES INTEGRATED & 20m DATA CABLE)			

PLENUM OPTIONS



PL19R-2/40S	RETURN PLENUM - 2 x 400mm (16") SPIGOT
PL19R-2/45S	RETURN PLENUM - 2 x 450mm (18") SPIGOT
PL18S-2/35S	SUPPLY PLENUM - 2 x 350mm (14") SPIGOT
PL20S-2/40S	SUPPLY PLENUM - 2 x 400mm (16") SPIGOT
PL13S-3/30S	SUPPLY PLENUM - 3 x 300mm (12") SPIGOT
PL18S-3/35S	SUPPLY PLENUM - 3 x 350mm (14") SPIGOT
PL20S-3/SPS	SUPPLY PLENUM - 1 x 400mm (16") / 2 x 350 (14") SPIGOT

CONTROLLER OPTIONS



LM7-2W	7 DAY WALL CONTROLLER, 8 ZONE (WHITE)
LM7-2G	7 DAY WALL CONTROLLER, 8 ZONE (GREY)

FOR USE OF ALL FEATURES ACTRON ZONE BARRELS TO BE USED - SEE PAGE 24

CODE		PIPE SIZE	kW COOL HEAT
ESP PLUS SERIES 2 - THREE PHASE <i>WHILE STOCKS LAST</i>			



SRD173C2	DIGITAL OUTDOOR (EXCLUDES CONTROLLER)	9.52 (¾) / 19.05 (¾)	16.99 17.92
SRV171E2	VARIABLE INDOOR (INCLUDES 8 ZONES INTEGRATED & 20m DATA CABLE)		
SRV171E-V2	VERTICAL INDOOR OPTION (INC. 8 ZONES INTEGRATED & 20m DATA CABLE)		

PLENUM OPTIONS



PL18R-2/35S	RETURN PLENUM - 2 x 350mm (14") SPIGOT
PL20R-2/40S	RETURN PLENUM - 2 x 400mm (16") SPIGOT
PL18S-2/35S	SUPPLY PLENUM - 2 x 350mm (14") SPIGOT
PL20S-2/40S	SUPPLY PLENUM - 2 x 400mm (16") SPIGOT
PL13S-3/30S	SUPPLY PLENUM - 3 x 300mm (12") SPIGOT
PL18S-3/35S	SUPPLY PLENUM - 3 x 350mm (14") SPIGOT
PL20S-3/SPS	SUPPLY PLENUM - 1 x 400mm (16") / 2 x 350 (14") SPIGOT



SRD203C2	DIGITAL OUTDOOR (EXCLUDES CONTROLLER)	12.70 (½) / 22.22 (¾)	19.32 20.09
SRV201E2	VARIABLE INDOOR (INCLUDES 8 ZONES INTEGRATED & 20m DATA CABLE)		
SRV201E-V2	VERTICAL INDOOR OPTION (INC. 8 ZONES INTEGRATED & 20m DATA CABLE)		

PLENUM OPTIONS



PL19R-2/40S	RETURN PLENUM - 2 x 400mm (16") SPIGOT
PL19R-2/45S	RETURN PLENUM - 2 x 450mm (18") SPIGOT
PL18S-2/35S	SUPPLY PLENUM - 2 x 350mm (14") SPIGOT
PL20S-2/40S	SUPPLY PLENUM - 2 x 400mm (16") SPIGOT
PL13S-3/30S	SUPPLY PLENUM - 3 x 300mm (12") SPIGOT
PL18S-3/35S	SUPPLY PLENUM - 3 x 350mm (14") SPIGOT
PL20S-3/SPS	SUPPLY PLENUM - 1 x 400mm (16") / 2 x 350 (14") SPIGOT



SRD233C2	DIGITAL OUTDOOR (EXCLUDES CONTROLLER)	12.70 (½) / 25.40 (1)	23.00 23.50
SRV231E2	VARIABLE INDOOR (INCLUDES 8 ZONES INTEGRATED & 20m DATA CABLE)		
SRV231E-V2	VERTICAL INDOOR OPTION (INC. 8 ZONES INTEGRATED & 20m DATA CABLE)		

PLENUM OPTIONS



PL25R-2/45S	RETURN PLENUM - 2 x 450mm (18") SPIGOT
PL34S-2/45S	SUPPLY PLENUM - 2 x 450mm (18") SPIGOT
PL22S-3/35S	SUPPLY PLENUM - 3 x 350mm (14") SPIGOT
PL30S-3/40S	SUPPLY PLENUM - 3 x 400mm (16") SPIGOT
PL34S-3/45S	SUPPLY PLENUM - 3 x 450mm (18") SPIGOT

CONTROLLER OPTIONS



LM7-2W	7 DAY WALL CONTROLLER, 8 ZONE (WHITE)
LM7-2G	7 DAY WALL CONTROLLER, 8 ZONE (GREY)

FOR USE OF ALL FEATURES ACTRON ZONE BARRELS TO BE USED - SEE PAGE 24

ADVANCE DUCTED SPLIT - SINGLE PHASE

CODE	PIPE SIZE	kW COOL HEAT
ADVANCE SERIES SPLIT DUCTED - SINGLE PHASE		



CRV140S	OUTDOOR (EXCLUDES CONTROLLER)	9.52 (¾) / 19.05 (¾)	12.00	13.00
EVV140S	INDOOR (INCLUDES 8 ZONES INTEGRATED & 20m DATA CABLE)			

EVV140S-V	VERTICAL INDOOR OPTION (INC. 8 ZONES INTEGRATED & 20m DATA CABLE)			
-----------	---	--	--	--



CRV160S	OUTDOOR (EXCLUDES CONTROLLER)	9.52 (¾) / 19.05 (¾)	14.00	15.00
EVV160S	INDOOR (INCLUDES 8 ZONES INTEGRATED & 20m DATA CABLE)			

EVV160S-V	VERTICAL INDOOR OPTION (INC. 8 ZONES INTEGRATED & 20m DATA CABLE)			
-----------	---	--	--	--

PLENUM OPTIONS



PL18R-2/35S	RETURN PLENUM - 2 x 350mm (14") SPIGOT
PL20R-2/40S	RETURN PLENUM - 2 x 400mm (16") SPIGOT
PL18S-2/35S	SUPPLY PLENUM - 2 x 350mm (14") SPIGOT
PL20S-2/40S	SUPPLY PLENUM - 2 x 400mm (16") SPIGOT
PL13S-3/30S	SUPPLY PLENUM - 3 x 300mm (12") SPIGOT
PL18S-3/35S	SUPPLY PLENUM - 3 x 350mm (14") SPIGOT
PL20S-3/SPS	SUPPLY PLENUM - 1 x 400mm (16") / 2 x 350 (14") SPIGOT



CRV180S	OUTDOOR (EXCLUDES CONTROLLER)	9.52 (¾) / 19.05 (¾)	16.00	17.00
EVV180S	INDOOR (INCLUDES 8 ZONES INTEGRATED & 20m DATA CABLE)			

EVV180S-V	VERTICAL INDOOR OPTION (INC. 8 ZONES INTEGRATED & 20m DATA CABLE)			
-----------	---	--	--	--

PLENUM OPTIONS



PL19R-2/40S	RETURN PLENUM - 2 x 400mm (16") SPIGOT
PL19R-2/45S	RETURN PLENUM - 2 x 450mm (18") SPIGOT
PL18S-2/35S	SUPPLY PLENUM - 2 x 350mm (14") SPIGOT
PL20S-2/40S	SUPPLY PLENUM - 2 x 400mm (16") SPIGOT
PL13S-3/30S	SUPPLY PLENUM - 3 x 300mm (12") SPIGOT
PL18S-3/35S	SUPPLY PLENUM - 3 x 350mm (14") SPIGOT
PL20S-3/SPS	SUPPLY PLENUM - 1 x 400mm (16") / 2 x 350 (14") SPIGOT

CONTROLLER OPTIONS



LR7-1W	7 DAY WALL CONTROLLER, 8 ZONE (WHITE)
LR7-1G	7 DAY WALL CONTROLLER, 8 ZONE (GREY)

OPTIONAL UPGRADES



NTW-1000	NEO - PREMIUM TOUCHSCREEN CONTROLLER (WHITE) FEATURES INTEGRATED ZONING AND THE ABILITY TO CONTROL UNIT VIA THE NEO CONNECT APP ON A SMART DEVICE
----------	--










NTB-1000	NEO - PREMIUM TOUCHSCREEN CONTROLLER (BLACK) FEATURES INTEGRATED ZONING AND THE ABILITY TO CONTROL UNIT VIA THE NEO CONNECT APP ON A SMART DEVICE
----------	--



LM-RS-2W	WALL MOUNTED REMOTE SENSOR - WHITE (SENSORS ROOM TEMP)
LM-RS-2G	WALL MOUNTED REMOTE SENSOR - GREY (SENSORS ROOM TEMP)

FOR USE OF ALL FEATURES ACTRON ZONE BARRELS TO BE USED - SEE PAGE 24

ADVANCE DUCTED SPLIT - THREE PHASE

	CODE		PIPE SIZE	kW COOL HEAT	
ADVANCE SERIES SPLIT DUCTED - THREE PHASE					
	CRV160T	OUTDOOR (EXCLUDES CONTROLLER)	9.52 (3/8) / 19.05 (3/4)	14.00	15.00
	EVV160S	INDOOR (INCLUDES 8 ZONES INTEGRATED & 20m DATA CABLE)			
	EVV160S-V	VERTICAL INDOOR OPTION (INC. 8 ZONES INTEGRATED & 20m DATA CABLE)			
	PLENUM OPTIONS				
	PL18R-2/35S	RETURN PLENUM - 2 x 350mm (14") SPIGOT			
	PL20R-2/40S	RETURN PLENUM - 2 x 400mm (16") SPIGOT			
	PL18S-2/35S	SUPPLY PLENUM - 2 x 350mm (14") SPIGOT			
	PL20S-2/40S	SUPPLY PLENUM - 2 x 400mm (16") SPIGOT			
	PL13S-3/30S	SUPPLY PLENUM - 3 x 300mm (12") SPIGOT			
	PL18S-3/35S	SUPPLY PLENUM - 3 x 350mm (14") SPIGOT			
	PL20S-3/SPS	SUPPLY PLENUM - 1 x 400mm (16") / 2 x 350 (14") SPIGOT			
	CRV180T	OUTDOOR (EXCLUDES CONTROLLER)	9.52 (3/8) / 19.05 (3/4)	16.00	17.00
	EVV180S	INDOOR (INCLUDES 8 ZONES INTEGRATED & 20m DATA CABLE)			
	EVV180S-V	VERTICAL INDOOR OPTION (INC. 8 ZONES INTEGRATED & 20m DATA CABLE)			
	PLENUM OPTIONS				
	PL19R-2/40S	RETURN PLENUM - 2 x 400mm (16") SPIGOT			
	PL19R-2/45S	RETURN PLENUM - 2 x 450mm (18") SPIGOT			
	PL18S-2/35S	SUPPLY PLENUM - 2 x 350mm (14") SPIGOT			
	PL20S-2/40S	SUPPLY PLENUM - 2 x 400mm (16") SPIGOT			
	PL13S-3/30S	SUPPLY PLENUM - 3 x 300mm (12") SPIGOT			
	PL18S-3/35S	SUPPLY PLENUM - 3 x 350mm (14") SPIGOT			
	PL20S-3/SPS	SUPPLY PLENUM - 1 x 400mm (16") / 2 x 350 (14") SPIGOT			
	CRV210T	OUTDOOR (EXCLUDES CONTROLLER)	9.52 (3/8) / 22.22 (7/8) 12.70 (1/2) / 25.40 (1)*	19.00	20.00
	EVV210S	INDOOR (INCLUDES 8 ZONES INTEGRATED & 20m DATA CABLE)			
	EVV210S-V	VERTICAL INDOOR OPTION (INC. 8 ZONES INTEGRATED & 20m DATA CABLE)			
*0-20m PIPE RUNS CAN USE 3/8" & 7/8", 20-60m PIPE RUNS REQUIRE 1/2" & 1"					
	CRV240T	OUTDOOR (EXCLUDES CONTROLLER)	12.70 (1/2) / 25.40 (1)	21.00	23.00
	EVV240S	INDOOR (INCLUDES 8 ZONES INTEGRATED & 20m DATA CABLE)			
	EVV240S-V	VERTICAL INDOOR OPTION (INC. 8 ZONES INTEGRATED & 20m DATA CABLE)			
	PLENUM OPTIONS				
	PL25R-2/45S	RETURN PLENUM - 2 x 450mm (18") SPIGOT			
	PL34S-2/45S	SUPPLY PLENUM - 2 x 450mm (18") SPIGOT			
	PL22S-3/35S	SUPPLY PLENUM - 3 x 350mm (14") SPIGOT			
	PL30S-3/40S	SUPPLY PLENUM - 3 x 400mm (16") SPIGOT			
	PL34S-3/45S	SUPPLY PLENUM - 3 x 450mm (18") SPIGOT			

CONTROLLER OPTIONS AND OPTIONAL UPGRADES



SEE PREVIOUS PAGE (PAGE 9) FOR CONTROLLER OPTIONS AND OPTIONAL UPGRADES.

FOR USE OF ALL FEATURES ACTRON ZONE BARRELS TO BE USED - SEE PAGE 24

ESP PLATINUM *que** DUCTED SPLIT - SINGLE PHASE

* Only actron accredited contractors can supply and install the platinum QUE units

CODE

PIPE SIZE kW COOL HEAT

ESP PLATINUM QUE - SINGLE PHASE



CRQ214AS	OUTDOOR (EXCLUDES CONTROLLER)	9.52 (3/8) / 19.05 (3/4)	12.50	14.00
ERQ214AS	INDOOR (INC. 8 ZONE MODULE, 10m YELLOW CABLE, RJ45 CONNECTOR)			



CRQ317AS	OUTDOOR (EXCLUDES CONTROLLER)	9.52 (3/8) / 19.05 (3/4)	14.00	17.00
ERQ317AS	INDOOR (INC. 8 ZONE MODULE, 10m YELLOW CABLE, RJ45 CONNECTOR)			

PLENUM OPTIONS



PL18R-2/35S	RETURN PLENUM - 2 x 350mm (14") SPIGOT
PL20R-2/40S	RETURN PLENUM - 2 x 400mm (16") SPIGOT
PL18S-2/35S	SUPPLY PLENUM - 2 x 350mm (14") SPIGOT
PL20S-2/40S	SUPPLY PLENUM - 2 x 400mm (16") SPIGOT
PL13S-3/30S	SUPPLY PLENUM - 3 x 300mm (12") SPIGOT
PL18S-3/35S	SUPPLY PLENUM - 3 x 350mm (14") SPIGOT
PL20S-3/SPS	SUPPLY PLENUM - 1 x 400mm (16") / 2 x 350 (14") SPIGOT



CRQ419AS	OUTDOOR (EXCLUDES CONTROLLER)	9.52 (3/8) / 19.05 (3/4)	17.00	19.00
ERQ419AS	INDOOR (INC. 8 ZONE MODULE, 10m YELLOW CABLE, RJ45 CONNECTOR)			

PLENUM OPTIONS



PL19R-2/40S	RETURN PLENUM - 2 x 400mm (16") SPIGOT
PL19R-2/45S	RETURN PLENUM - 2 x 450mm (18") SPIGOT
PL18S-2/35S	SUPPLY PLENUM - 2 x 350mm (14") SPIGOT
PL20S-2/40S	SUPPLY PLENUM - 2 x 400mm (16") SPIGOT
PL13S-3/30S	SUPPLY PLENUM - 3 x 300mm (12") SPIGOT
PL18S-3/35S	SUPPLY PLENUM - 3 x 350mm (14") SPIGOT
PL20S-3/SPS	SUPPLY PLENUM - 1 x 400mm (16") / 2 x 350 (14") SPIGOT

CONTROLLERS & SENSORS (MUST BE ORDERED WITH UNIT)



QTB	QTB-1000	QUE TOUCH MASTER WALL CONTROLLER - BLACK
-----	----------	--



QTW	QTW-1000	QUE TOUCH MASTER WALL CONTROLLER - WHITE
-----	----------	--



QZB	QZB-100	QUE ZONE CONTROLLER - BLACK
-----	---------	-----------------------------

QZW	QZW-100	QUE ZONE CONTROLLER - WHITE
-----	---------	-----------------------------



QSB	QSB-10	QUE REMOTE SENSOR - BLACK
-----	--------	---------------------------

QSW	QSW-10	QUE REMOTE SENSOR - WHITE
-----	--------	---------------------------

CABLE

TWISTED PAIR CABLE MUST BE USED BETWEEN THE INDOOR AND OUTDOOR UNITS



AZMC10Y	4070-028	10m CAT5E CABLE YELLOW (TOUCH CONTROLLER TO INDOOR)
AZMC20Y	4070-030	20m CAT5E CABLE YELLOW (TOUCH CONTROLLER TO INDOOR)
AZMC7G	4070-027	7m CAT5E CABLE GREEN (ZONE BARREL TO ZONE OR SENSOR)
AZMC20G	4070-031	20m CAT5E CABLE GREEN (ZONE BARREL TO ZONE OR SENSOR)
AEDC2R	AEDC2R	CABLE DATA TWISTED PAIR SHIELDED 7/0.30 100m ROLL
AEDC2	AEDC2	CABLE DATA TWISTED PAIR SHIELDED 7/0.30 20m ROLL

FOR USE OF ALL FEATURES ACTRON ZONE BARRELS TO BE USED - SEE PAGE 24

ESP PLATINUM QUE* DUCTED SPLIT - THREE PHASE

* Only actron accredited contractors can supply and install the platinum QUE units

CODE

PIPE SIZE KW COOL HEAT

ESP PLATINUM QUE - THREE PHASE



CRQ216AT	OUTDOOR (EXCLUDES CONTROLLER)	9.52 (3/8) / 19.05 (3/4)	14.00	15.00
ERQ216AS	INDOOR (INC. 8 ZONE MODULE, 10m YELLOW CABLE, RJ45 CONNECTOR)			



CRQ318AT	OUTDOOR (EXCLUDES CONTROLLER)	9.52 (3/8) / 19.05 (3/4)	15.60	17.00
ERQ318AS	INDOOR (INC. 8 ZONE MODULE, 10m YELLOW CABLE, RJ45 CONNECTOR)			



PLENUM OPTIONS

PL18R-2/35S	RETURN PLENUM - 2 x 350mm (14") SPIGOT
PL20R-2/40S	RETURN PLENUM - 2 x 400mm (16") SPIGOT
PL18S-2/35S	SUPPLY PLENUM - 2 x 350mm (14") SPIGOT
PL20S-2/40S	SUPPLY PLENUM - 2 x 400mm (16") SPIGOT
PL13S-3/30S	SUPPLY PLENUM - 3 x 300mm (12") SPIGOT
PL18S-3/35S	SUPPLY PLENUM - 3 x 350mm (14") SPIGOT
PL20S-3/SPS	SUPPLY PLENUM - 1 x 400mm (16") / 2 x 350 (14") SPIGOT



CRQ521AT	OUTDOOR (EXCLUDES CONTROLLER)	9.52 (3/8) / 22.2 (7/8)*	19.00	20.00
ERQ521AS	INDOOR (INC. 8 ZONE MODULE, 10m YELLOW CABLE, RJ45 CONNECTOR)			

*Pipe sizes change after 20m



CRQ524AT	OUTDOOR (EXCLUDES CONTROLLER)	12.7 (1/2) / 25.4 (1)	21.00	23.00
ERQ524AS	INDOOR (INC. 8 ZONE MODULE, 10m YELLOW CABLE, RJ45 CONNECTOR)			



PLENUM OPTIONS

PL25R-2/45S	RETURN PLENUM - 2 x 450mm (18") SPIGOT
PL34S-2/45S	SUPPLY PLENUM - 2 x 450mm (18") SPIGOT
PL22S-3/35S	SUPPLY PLENUM - 3 x 350mm (14") SPIGOT
PL30S-3/40S	SUPPLY PLENUM - 3 x 400mm (16") SPIGOT
PL34S-3/45S	SUPPLY PLENUM - 3 x 450mm (18") SPIGOT

CONTROLLERS & SENSORS (MUST BE ORDERED WITH UNIT)



QTB	QTB-1000	QUE TOUCH MASTER WALL CONTROLLER - BLACK
QTW	QTW-1000	QUE TOUCH MASTER WALL CONTROLLER - WHITE



QZB	QZB-100	QUE ZONE CONTROLLER - BLACK
QZW	QZW-100	QUE ZONE CONTROLLER - WHITE



QSB	QSB-10	QUE REMOTE SENSOR - BLACK
QSW	QSW-10	QUE REMOTE SENSOR - WHITE

CABLE



TWISTED PAIR CABLE MUST BE USED BETWEEN THE INDOOR AND OUTDOOR UNITS



AZMC10Y	4070-028	10m CAT5E CABLE YELLOW (TOUCH CONTROLLER TO INDOOR)
AZMC20Y	4070-030	20m CAT5E CABLE YELLOW (TOUCH CONTROLLER TO INDOOR)
AZMC7G	4070-027	7m CAT5E CABLE GREEN (ZONE BARREL TO ZONE OR SENSOR)
AZMC20G	4070-031	20m CAT5E CABLE GREEN (ZONE BARREL TO ZONE OR SENSOR)
AEDC2R	AEDC2R	CABLE DATA TWISTED PAIR SHIELDED 7/0.30 100m ROLL
AEDC2	AEDC2	CABLE DATA TWISTED PAIR SHIELDED 7/0.30 20m ROLL

FOR USE OF ALL FEATURES ACTRON ZONE BARRELS TO BE USED - SEE PAGE 24

'CASCADE' CASSETTE

	CODE	MODEL	PIPE SIZE	kW COOL HEAT	
	ACI71	CRE-071AS	INDOOR UNIT (INCLUDES WIRED CONTROLLER)		
	ACO71	URC-071AS	UNIVERSAL OUTDOOR	9.52 (¾) / 15.88 (⅝)	7.10 7.85
	SPAN	C4-P2	PANEL (HINGED)		
	ACI100	CRE-100AS	INDOOR UNIT (INCLUDES WIRED CONTROLLER)		
	ACO100	URC-100AS	UNIVERSAL OUTDOOR	9.52 (¾) / 15.88 (⅝)	10.50 10.70
	SPAN	C4-P2	PANEL (HINGED)		
	ACI125	CRE-125AS	INDOOR UNIT (INCLUDES WIRED CONTROLLER)		
	ACO125	URC-125AS	UNIVERSAL OUTDOOR	9.52 (¾) / 15.88 (⅝)	12.50 14.50
	SPAN	C4-P2	PANEL (HINGED)		
	ACI140	CRE-140AS	INDOOR UNIT (INCLUDES WIRED CONTROLLER)		
	ACO140	URC-140AS	UNIVERSAL OUTDOOR	9.52 (¾) / 15.88 (⅝)	13.75 15.30
	SPAN	C4-P2	PANEL (HINGED)		

OPTIONAL CONTROLLER



WRE2621	WRE2621	UNIVERSAL REMOTE CONTROL
WRE2645	WRE2645	UNIVERSAL REMOTE CONTROLLER HOLDER

OPTIONAL ACCESORIES



easyconnect

WUK-CAC1 WUK-CAC1

EASYCONNECT WIFI BRIDGING KIT


Control system via your smart device and the EasyConnect app

THE CASCADE CASSETTE SYSTEM – STYLE THAT'S THROUGH THE ROOF


A perfect fit for suspended or 'floating' ceilings, the ceiling mounted Cascade cassette system covers a wide range of applications, such as residential, retail and commercial spaces.


The Cascade has many state-of-the-art features, including 360° airflow, which delivers air from not only all four sides but from all four corners as well. It's also stylishly attractive, with a discrete design that complements any surrounding.

CLASSIC SERIES 2 2 PIECE - SINGLE PHASE

CODE		PIPE SIZE	kW COOL HEAT	
CLASSIC SERIES 2 - TWO PIECE INDOOR				
	CRA130S	OUTDOOR (EXCLUDES CONTROLLER)	9.52 (3⁄8) / 19.05 (3⁄4)	12.24 12.17
	EAA130S	INDOOR COIL		
	EFA130S	INDOOR FAN (INCLUDES 8 ZONES INTEGRATED & 20m DATA CABLE)		


PLENUM OPTIONS

 PL18S-1/40S	SUPPLY PLENUM - 1 x 400mm (16") SPIGOT
PL18S-2/35S	SUPPLY PLENUM - 2 x 350mm (14") SPIGOT
PL13S-3/30S	SUPPLY PLENUM - 3 x 300mm (12") SPIGOT
APLDP2350	DUCT PLATE - 2 x 350mm SPIGOT
APLDP2400	DUCT PLATE - 2 x 400mm SPIGOT

 CRA150S	OUTDOOR (EXCLUDES CONTROLLER)	9.52 (¾) / 19.05 (¾)	14.97	15.12
EAA150S	INDOOR COIL			
EFA150S	INDOOR FAN (INCLUDES 8 ZONES INTEGRATED & 20m DATA CABLE)			

PLENUM OPTIONS


 PL18S-1/40S	SUPPLY PLENUM - 1 x 400mm (16") SPIGOT
PL18S-2/35S	SUPPLY PLENUM - 2 x 350mm (14") SPIGOT
PL20S-2/40S	SUPPLY PLENUM - 2 x 400mm (16") SPIGOT
PL13S-3/30S	SUPPLY PLENUM - 3 x 300mm (12") SPIGOT
PL18S-3/35S	SUPPLY PLENUM - 3 x 350mm (14") SPIGOT
PL20S-3/SPS	SUPPLY PLENUM - 1 x 400mm (16") / 2 x 350 (14") SPIGOT
APLDP2400	DUCT PLATE - 2 x 400mm SPIGOT

 CRA170S	OUTDOOR (EXCLUDES CONTROLLER)	9.52 (¾) / 19.05 (¾)	16.80	17.57
EAA170S	INDOOR COIL			
EFA170S	INDOOR FAN (INCLUDES 8 ZONES INTEGRATED & 20m DATA CABLE)			




PLENUM OPTIONS

 PL18S-2/35S	SUPPLY PLENUM - 2 x 350mm (14") SPIGOT
PL20S-2/40S	SUPPLY PLENUM - 2 x 400mm (16") SPIGOT
PL13S-3/30S	SUPPLY PLENUM - 3 x 300mm (12") SPIGOT
PL18S-3/35S	SUPPLY PLENUM - 3 x 350mm (14") SPIGOT
PL20S-3/SPS	SUPPLY PLENUM - 1 x 400mm (16") / 2 x 350 (14") SPIGOT
APLDP2400	DUCT PLATE - 2 x 400mm SPIGOT **FAN SECTION**
APLDS2400	DUCT PLATE - 2 x 400mm SPIGOT **COIL SECTION**


CLASSIC SERIES 2 CONTROLLER OPTIONS


 LR7-1W	7 DAY WALL CONTROLLER, 8 ZONE (WHITE)
LR7-1G	7 DAY WALL CONTROLLER, 8 ZONE (GREY)

OPTIONAL UPGRADES

 NTW-1000	NEO - PREMIUM TOUCHSCREEN CONTROLLER (WHITE) FEATURES INTEGRATED ZONING AND THE ABILITY TO CONTROL UNIT VIA THE NEO CONNECT APP ON A SMART DEVICE
 NTB-1000	NEO - PREMIUM TOUCHSCREEN CONTROLLER (BLACK) FEATURES INTEGRATED ZONING AND THE ABILITY TO CONTROL UNIT VIA THE NEO CONNECT APP ON A SMART DEVICE
 LM-RS-2W	WALL MOUNTED REMOTE SENSOR - WHITE (SENSORS ROOM TEMP)
LM-RS-2G	WALL MOUNTED REMOTE SENSOR - GREY (SENSORS ROOM TEMP)

ADVANCE 2 PIECE - SINGLE PHASE


	CODE		PIPE SIZE	kW COOL HEAT
	CRV140S	OUTDOOR (EXCLUDES WIRED CONTROLLER)	9.52 (3/8) / 19.05 (3/4)	12.00 13.00
	EAA140S	INDOOR COIL		
	EFV140S	INDOOR FAN (INCLUDES 8 ZONES INTEGRATED & 20m DATA CABLE)		

	CRV160S	OUTDOOR (EXCLUDES WIRED CONTROLLER)	9.52 (3/8) / 19.05 (3/4)	14.00 15.00
	EAA160S	INDOOR COIL		
	EFV160S	INDOOR FAN (INCLUDES 8 ZONES INTEGRATED & 20m DATA CABLE)		

PLENUM OPTIONS



PL18S-2/35S	SUPPLY PLENUM - 2 x 350mm (14") SPIGOT
PL20S-2/40S	SUPPLY PLENUM - 2 x 400mm (16") SPIGOT
PL13S-3/30S	SUPPLY PLENUM - 3 x 300mm (12") SPIGOT
PL18S-3/35S	SUPPLY PLENUM - 3 x 350mm (14") SPIGOT
PL20S-3/SPS	SUPPLY PLENUM - 1 x 400mm (16") / 2 x 350 (14") SPIGOT
APLDP2400	DUCT PLATE - 2 x 400mm SPIGOT

	CRV180S	OUTDOOR (EXCLUDES WIRED CONTROLLER)	9.52 (3/8) / 19.05 (3/4)	16.00 17.00
	EAA180S	INDOOR COIL		
	EFV180S	INDOOR FAN (INCLUDES 8 ZONES INTEGRATED & 20m DATA CABLE)		

PLENUM OPTIONS



PL18S-2/35S	SUPPLY PLENUM - 2 x 350mm (14") SPIGOT
PL20S-2/40S	SUPPLY PLENUM - 2 x 400mm (16") SPIGOT
PL13S-3/30S	SUPPLY PLENUM - 3 x 300mm (12") SPIGOT
PL18S-3/35S	SUPPLY PLENUM - 3 x 350mm (14") SPIGOT
PL20S-3/SPS	SUPPLY PLENUM - 1 x 400mm (16") / 2 x 350 (14") SPIGOT
APLDP2400	DUCT PLATE - 2 x 400mm SPIGOT **FAN SECTION**
APLDS2400	DUCT PLATE - 2 x 400mm SPIGOT **COIL SECTION**

ADVANCE CONTROLLER OPTIONS



LR7-1W	7 DAY WALL CONTROLLER, 8 ZONE (WHITE)
LR7-1G	7 DAY WALL CONTROLLER, 8 ZONE (GREY)

OPTIONAL UPGRADES




NTW-1000	NEO - PREMIUM TOUCHSCREEN CONTROLLER (WHITE) FEATURES INTEGRATED ZONING AND THE ABILITY TO CONTROL UNIT VIA THE NEO CONNECT APP ON A SMART DEVICE
----------	--




NTB-1000	NEO - PREMIUM TOUCHSCREEN CONTROLLER (BLACK) FEATURES INTEGRATED ZONING AND THE ABILITY TO CONTROL UNIT VIA THE NEO CONNECT APP ON A SMART DEVICE
----------	--




LM-RS-2W	WALL MOUNTED REMOTE SENSOR - WHITE (SENSORS ROOM TEMP)
LM-RS-2G	WALL MOUNTED REMOTE SENSOR - GREY (SENSORS ROOM TEMP)

CODE		PIPE SIZE		kW COOL HEAT	
ESP PLUS SERIES 2 - TWO PIECE INDOOR WHILE STOCKS LAST					
	SRD191C2	OUTDOOR (EXCLUDES CONTROLLER)	9.52 (3/8) / 19.05 (3/4)	18.64	18.52
	SRV191A2	INDOOR COIL			
	SRV191F2	INDOOR FAN (INCLUDES 8 ZONES INTEGRATED & 20m DATA CABLE)			

PLENUM OPTIONS

	PL18S-2/35S	SUPPLY PLENUM - 2 x 350mm (14") SPIGOT
	PL20S-2/40S	SUPPLY PLENUM - 2 x 400mm (16") SPIGOT
	PL13S-3/30S	SUPPLY PLENUM - 3 x 300mm (12") SPIGOT
	PL18S-3/35S	SUPPLY PLENUM - 3 x 350mm (14") SPIGOT
	PL20S-3/SPS	SUPPLY PLENUM - 1 x 400mm (16") / 2 x 350 (14") SPIGOT
	APLDS2400	DUCT PLATE - 2 x 400mm SPIGOT

ESP PLUS SERIES 2 CONTROLLER OPTIONS

	LM7-2W	7 DAY WALL CONTROLLER, 8 ZONE (WHITE)
	LM7-2G	7 DAY WALL CONTROLLER, 8 ZONE (GREY)




L SERIES CONTROLS AVAILABLE IN BLACK AND WHITE


REFER TO PAGE 23 FOR OPTIONS.

ESP PLATINUM *que** 2 PIECE - SINGLE PHASE


* Only actron accredited contractors can supply and install the platinum QUE units

	CODE	PIPE SIZE	kW COOL HEAT
ESP PLATINUM QUE - TWO PIECE INDOOR			
	CRQ419AS	OUTDOOR (EXCLUDES CONTROLLER)	9.52 (¾) / 19.05 (¾) 17.00 19.00
	ARV419AS	INDOOR COIL	
	FRQ419AS	INDOOR FAN (INCLUDES 8 ZONES INTEGRATED & 20m DATA CABLE)	



PLENUM OPTIONS

	PL19R-2/40S	RETURN PLENUM - 2 x 400mm (16") SPIGOT
	PL19R-2/45S	RETURN PLENUM - 2 x 450mm (18") SPIGOT
	PL18S-2/35S	SUPPLY PLENUM - 2 x 350mm (14") SPIGOT
	PL20S-2/40S	SUPPLY PLENUM - 2 x 400mm (16") SPIGOT
	PL13S-3/30S	SUPPLY PLENUM - 3 x 300mm (12") SPIGOT
	PL18S-3/35S	SUPPLY PLENUM - 3 x 350mm (14") SPIGOT
	PL20S-3/SPS	SUPPLY PLENUM - 1 x 400mm (16") / 2 x 350 (14") SPIGOT
	APLDS2400	DUCT PLATE - 2 x 400mm SPIGOT

ESP PLATINUM QUE CONTROLLER OPTIONS (MUST BE ORDERED WITH UNIT)

	QTB	QTB-1000	QUE TOUCH MASTER WALL CONTROLLER - BLACK
	QTW	QTW-1000	QUE TOUCH MASTER WALL CONTROLLER - WHITE









OPTIONAL UPGRADES

	QZB	QZB-100	QUE ZONE CONTROLLER - BLACK
	QZW	QZW-100	QUE ZONE CONTROLLER - WHITE
	QSB	QSB-10	QUE REMOTE SENSOR - BLACK
	QSW	QSW-10	QUE REMOTE SENSOR - WHITE



QUE CONTROLS AVAILABLE IN BLACK AND WHITE

CLASSIC_{SERIES 2} 2 PIECE - THREE PHASE

	CODE		PIPE SIZE	kW COOL HEAT	
CLASSIC SERIES 2 - TWO PIECE INDOOR					
	CRA130T	OUTDOOR (EXCLUDES CONTROLLER)	9.52 (3⁄8) / 19.05 (3⁄4)	12.40	12.30
	EAA130S	INDOOR COIL			
	EFA130S	INDOOR FAN (INCLUDES 8 ZONES INTEGRATED & 20m DATA CABLE)			
PLENUM OPTIONS					
	PL18S-1/40S	SUPPLY PLENUM - 1 x 400mm (16") SPIGOT			
	PL18S-2/35S	SUPPLY PLENUM - 2 x 350mm (14") SPIGOT			
	PL13S-3/30S	SUPPLY PLENUM - 3 x 300mm (12") SPIGOT			
	APLDP2350	DUCT PLATE - 2 x 350mm SPIGOT			
	APLDP2400	DUCT PLATE - 2 x 400mm SPIGOT			
	CRA150T	OUTDOOR (EXCLUDES CONTROLLER)	9.52 (3⁄8) / 19.05 (3⁄4)	14.68	15.00
	EAA150S	INDOOR COIL			
	EFA150S	INDOOR FAN (INCLUDES 8 ZONES INTEGRATED & 20m DATA CABLE)			
	CRA170T	OUTDOOR (EXCLUDES CONTROLLER)	9.52 (3⁄8) / 19.05 (3⁄4)	16.99	17.92
	EAA170S	INDOOR COIL			
	EFA170S	INDOOR FAN (INCLUDES 8 ZONES INTEGRATED & 20m DATA CABLE)			
PLENUM OPTIONS					
	PL18S-1/40S	SUPPLY PLENUM - 1 x 400mm (16") SPIGOT			
	PL18S-2/35S	SUPPLY PLENUM - 2 x 350mm (14") SPIGOT			
	PL20S-2/40S	SUPPLY PLENUM - 2 x 400mm (16") SPIGOT			
	PL13S-3/30S	SUPPLY PLENUM - 3 x 300mm (12") SPIGOT			
	PL18S-3/35S	SUPPLY PLENUM - 3 x 350mm (14") SPIGOT			
	PL20S-3/SPS	SUPPLY PLENUM - 1 x 400mm (16") / 2 x 350 (14") SPIGOT			
	APLDP2400	DUCT PLATE - 2 x 400mm SPIGOT			
	CRA200T	OUTDOOR (EXCLUDES CONTROLLER)	12.70 (1⁄2) / 22.22 (7⁄8)	19.06	19.34
	EAA200S	INDOOR COIL			
	EFA200S	INDOOR FAN (INCLUDES 8 ZONES INTEGRATED & 20m DATA CABLE)			
PLENUM OPTIONS					
	PL18S-2/35S	SUPPLY PLENUM - 2 x 350mm (14") SPIGOT			
	PL20S-2/40S	SUPPLY PLENUM - 2 x 400mm (16") SPIGOT			
	PL13S-3/30S	SUPPLY PLENUM - 3 x 300mm (12") SPIGOT			
	PL18S-3/35S	SUPPLY PLENUM - 3 x 350mm (14") SPIGOT			
	PL20S-3/SPS	SUPPLY PLENUM - 1 x 400mm (16") / 2 x 350 (14") SPIGOT			
	APLDS2400	DUCT PLATE - 2 x 400mm SPIGOT			
	CRA230T	OUTDOOR (EXCLUDES CONTROLLER)	12.70 (1⁄2) / 25.40 (1)	22.35	23.00
	EAA230S	INDOOR COIL			
	EFA230S	INDOOR FAN (INCLUDES 8 ZONES INTEGRATED & 20m DATA CABLE) AHKFC HANGING KIT SUPPLIED AS STANDARD WITH EVA230S-V			
PLENUM OPTIONS					
	PL34S-2/45S	SUPPLY PLENUM - 2 x 450mm (18") SPIGOT			
	PL22S-3/35S	SUPPLY PLENUM - 3 x 350mm (14") SPIGOT			
	PL30S-3/40S	SUPPLY PLENUM - 3 x 400mm (16") SPIGOT			
	PL34S-3/45S	SUPPLY PLENUM - 3 x 450mm (18") SPIGOT			
	APLDT2450	DUCT PLATE - 2 x 450mm SPIGOT			

SEE CONTROLLER OPTIONS ON NEXT PAGE



ActronAir

TWO PIECE INDOOR OPTION

CLASSIC₂ SERIES 2 2 PIECE - THREE PHASE

CODE

CLASSIC SERIES 2 CONTROLLER OPTIONS



LR7-1W 7 DAY WALL CONTROLLER, 8 ZONE (WHITE)



LR7-1G 7 DAY WALL CONTROLLER, 8 ZONE (GREY)

OPTIONAL UPGRADES



NTW-1000 NEO - PREMIUM TOUCHSCREEN CONTROLLER (WHITE)
FEATURES INTEGRATED ZONING AND THE ABILITY TO CONTROL UNIT VIA THE NEO CONNECT APP ON A SMART DEVICE



NTB-1000 NEO - PREMIUM TOUCHSCREEN CONTROLLER (BLACK)
FEATURES INTEGRATED ZONING AND THE ABILITY TO CONTROL UNIT VIA THE NEO CONNECT APP ON A SMART DEVICE



LM-RS-2W WALL MOUNTED REMOTE SENSOR - WHITE (SENSORS ROOM TEMP)

LM-RS-2G WALL MOUNTED REMOTE SENSOR - GREY (SENSORS ROOM TEMP)



2 PIECE - THREE PHASE

CODE

PIPE SIZE

kW COOL HEAT

ESP PLUS SERIES 2 - TWO PIECE INDOOR *WHILE STOCKS LAST*



SRD203C2	OUTDOOR (EXCLUDES CONTROLLER)	12.70 (½) / 22.22 (¾)	19.32	20.09
SRV201A2	INDOOR COIL			
SRV201F2	INDOOR FAN (INCLUDES 8 ZONES INTEGRATED & 20m DATA CABLE)			

PLENUM OPTIONS



PL18S-2/35S	SUPPLY PLENUM - 2 x 350mm (14") SPIGOT
PL20S-2/40S	SUPPLY PLENUM - 2 x 400mm (16") SPIGOT
PL13S-3/30S	SUPPLY PLENUM - 3 x 300mm (12") SPIGOT
PL18S-3/35S	SUPPLY PLENUM - 3 x 350mm (14") SPIGOT
PL20S-3/SPS	SUPPLY PLENUM - 1 x 400mm (16") / 2 x 350 (14") SPIGOT
APLDS2400	DUCT PLATE - 2 x 400mm SPIGOT

ESP PLUS SERIES 2 CONTROLLER OPTIONS









LM7-2W 7 DAY WALL CONTROLLER, 8 ZONE (WHITE)






LM7-2G 7 DAY WALL CONTROLLER, 8 ZONE (GREY)

ADVANCE 2 PIECE - THREE PHASE


	CODE		PIPE SIZE	kW COOL HEAT
ADVANCE - TWO PIECE INDOOR SPLIT				
	CRV160T	OUTDOOR (EXCLUDES WIRED CONTROLLER)	9.52 (3/8) / 19.05 (3/4)	14.00 15.00
	EAA160S	INDOOR COIL		
	EFV160S	INDOOR FAN (INCLUDES 8 ZONES INTEGRATED & 20m DATA CABLE)		
	PLENUM OPTIONS			
	PL18S-2/35S	SUPPLY PLENUM - 2 x 350mm (14") SPIGOT		
	PL20S-2/40S	SUPPLY PLENUM - 2 x 400mm (16") SPIGOT		
	PL13S-3/30S	SUPPLY PLENUM - 3 x 300mm (12") SPIGOT		
	PL18S-3/35S	SUPPLY PLENUM - 3 x 350mm (14") SPIGOT		
	PL20S-3/SPS	SUPPLY PLENUM - 1 x 400mm (16") / 2 x 350 (14") SPIGOT		
	APLDP2400	DUCT PLATE - 2 x 400mm SPIGOT		
	CRV180T	OUTDOOR (EXCLUDES WIRED CONTROLLER)	9.52 (3/8) / 19.05 (3/4)	16.00 17.00
	EAA180S	INDOOR COIL		
	EFV180S	INDOOR FAN (INCLUDES 8 ZONES INTEGRATED & 20m DATA CABLE)		
	PLENUM OPTIONS			
	PL18S-2/35S	SUPPLY PLENUM - 2 x 350mm (14") SPIGOT		
	PL20S-2/40S	SUPPLY PLENUM - 2 x 400mm (16") SPIGOT		
	PL13S-3/30S	SUPPLY PLENUM - 3 x 300mm (12") SPIGOT		
	PL18S-3/35S	SUPPLY PLENUM - 3 x 350mm (14") SPIGOT		
	PL20S-3/SPS	SUPPLY PLENUM - 1 x 400mm (16") / 2 x 350 (14") SPIGOT		
	APLDP2400	DUCT PLATE - 2 x 400mm SPIGOT **FAN SECTION**		
	APLDS2400	DUCT PLATE - 2 x 400mm SPIGOT **COIL SECTION**		
	CRV210T	OUTDOOR (EXCLUDES WIRED CONTROLLER)	9.52 (3/8) / 22.22 (7/8) 12.70 (1/2) / 25.40 (1)*	19.00 20.00
	EAA210S	INDOOR COIL		
	EFV210S	INDOOR FAN (INCLUDES 8 ZONES INTEGRATED & 20m DATA CABLE)		
	CRV240T	OUTDOOR (EXCLUDES WIRED CONTROLLER)	12.70 (1/2) / 25.40 (1)	21.00 23.00
	EAA240S	INDOOR COIL		
	EFV240S	INDOOR FAN (INCLUDES 8 ZONES INTEGRATED & 20m DATA CABLE)		
	PLENUM OPTIONS			
	PL34S-2/45S	SUPPLY PLENUM - 2 x 450mm (18") SPIGOT		
	PL22S-3/35S	SUPPLY PLENUM - 3 x 350mm (14") SPIGOT		
	PL30S-3/40S	SUPPLY PLENUM - 3 x 400mm (16") SPIGOT		
	PL34S-3/45S	SUPPLY PLENUM - 3 x 450mm (18") SPIGOT		
	APLDT2450	DUCT PLATE - 2 x 450mm SPIGOT		

*0-20m PIPE RUNS CAN USE 3/8" & 7/8", 20-60m PIPE RUNS REQUIRE 1/2" & 1"

ADVANCE CONTROLLER OPTIONS				
	LR7-1W	7 DAY WALL CONTROLLER, 8 ZONE (WHITE)		
	LR7-1G	7 DAY WALL CONTROLLER, 8 ZONE (GREY)		

OPTIONAL UPGRADES				
	NTW-1000	NEO - PREMIUM TOUCHSCREEN CONTROLLER (WHITE)		
	NTB-1000	NEO - PREMIUM TOUCHSCREEN CONTROLLER (BLACK)		
	LM-RS-2W	WALL MOUNTED REMOTE SENSOR - WHITE (SENSORS ROOM TEMP)		
	LM-RS-2G	WALL MOUNTED REMOTE SENSOR - GREY (SENSORS ROOM TEMP)		

COMMERCIAL PACKAGED UNITS - 3 PHASE

CODE		* PRICES SUBJECT TO CHANGE	kW COOL HEAT	
DUCTED UNITS (ALL INDOOR UNITS INCLUDE 20m DATA CABLE)				
	SCA260C	1-STAGE CONDENSING UNIT	25.56	24.50
	SCG260E	1-STAGE FAN COIL DUCTED		
	SCG260E-V	VERTICAL INDOOR OPTION		
	SCA290C	1-STAGE CONDENSING UNIT	29.50	27.40
	SCG290E	1-STAGE FAN COIL DUCTED		
	SCG290E-V	VERTICAL INDOOR OPTION		
	SCA330C	1-STAGE CONDENSING UNIT	34.66	32.73
	SCA330E	1-STAGE FAN COIL DUCTED		
	SCA330E-V	VERTICAL INDOOR OPTION		
	SCA340C	2-STAGE CONDENSING UNIT	35.22	33.78
	SCA340E	2-STAGE FAN COIL DUCTED		
	SCA340E-V	VERTICAL INDOOR OPTION		
SCA400C	2-STAGE CONDENSING UNIT	40.80	37.85	
SCG400E	2-STAGE FAN COIL DUCTED			
SCG400E-V	VERTICAL INDOOR OPTION			

VARIABLE CAPACITY COMMERCIAL

SPLIT LIGHT COMMERCIAL VARIABLE UNIT - THREE PHASE				
CRV290T	CRV290T-TA	OUTDOOR UNIT	29.90	29.00
EVA290T	EVA290T-FE	INDOOR UNIT		
CRV330T	CRV330T-TA	OUTDOOR UNIT	33.00	32.50
EVA330T	EVA330T-FE	INDOOR UNIT		

PACKAGE LIGHT COMMERCIAL VARIABLE UNIT - THREE PHASE R410A				
PKV160T	PKV160T-TFFT-EA	PACKAGE UNIT U/O 1STG	16.00	17.00
PKV180T	PKV180T-TFFT-EA	PACKAGE UNIT U/O 1STG	18.00	19.00
PKV210T	PKV210T-TFFT-EA	PACKAGE UNIT U/O 1STG	21.00	23.00
PKV240T	PKV240T-TFFT-EA	PACKAGE UNIT U/O 1STG	24.00	25.00
PKV290TT	PKV290T-TFFT-EA	PACKAGE UNIT U/O 1STG	29.90	29.00
PKV290TL	PKV290T-LFFT-EA	PACKAGE UNIT L/H 1STG	29.20	29.70
PKV290TR	PKV290T-RFFT-EA	PACKAGE UNIT R/H 1STG	29.20	29.70
PKV330TT	PKV330T-TFFT-EA	PACKAGE UNIT U/O 1STG	33.00	32.50
PKV330TL	PKV330T-LFFT-EA	PACKAGE UNIT L/H 1STG	32.40	33.70
PKV330TR	PKV330T-RFFT-EA	PACKAGE UNIT R/H 1STG	32.40	33.70

PLEASE DOUBLE CHECK UNIT CONFIGURATION BEFORE QUOTING OR ORDERING

ROOFTOP PACKAGED UNITS

CODE			kW	
			COOL	HEAT
ROOFTOP PACKAGED UNITS				
	PCG153U	1-STAGE UNDER/OVER	15.27	14.45
	PCG153V	1-STAGE VERTICAL DISCHARGE	15.27	14.45
	PCG173U	1-STAGE UNDER/OVER	17.56	17.38
	PCG173V	1-STAGE VERTICAL DISCHARGE	17.56	17.38
	PCG203U	1-STAGE UNDER/OVER	19.69	18.75
	PCG203V	1-STAGE VERTICAL DISCHARGE	19.69	18.75
	PCG233U	1-STAGE UNDER/OVER	23.48	21.82
	PCG233V	1-STAGE VERTICAL DISCHARGE	23.48	21.82
	PCG260U	1-STAGE UNDER/OVER	25.15	24.30
	PCG260V	1-STAGE VERTICAL DISCHARGE	25.15	24.30
	PCG290U	1-STAGE UNDER/OVER	29.50	27.40
	PCG290V	1-STAGE VERTICAL DISCHARGE	29.50	27.40
	PCG290L	1-STAGE LEFT HAND	29.50	27.40
	PCG290R	1-STAGE RIGHT HAND	29.50	27.40
	PCA330U	1-STAGE UNDER/OVER	33.94	31.53
	PCA330V	1-STAGE VERTICAL DISCHARGE	33.94	31.53
	PCG330L	1-STAGE LEFT HAND	34.66	31.53
	PCG330R	1-STAGE RIGHT HAND	34.66	31.53
	PCA300U	2-STAGE UNDER/OVER	28.90	27.30
	PCA300V	2-STAGE VERTICAL DISCHARGE	28.90	27.30
	PCG300L	2-STAGE LEFT HAND	29.40	27.20
	PCG300R	2-STAGE RIGHT HAND	29.40	27.20
	PCA340U	2-STAGE UNDER/OVER	35.22	37.78
	PCA340V	2-STAGE VERTICAL DISCHARGE	35.22	37.78
	PCG340L	2-STAGE LEFT HAND	34.16	31.82
	PCG340R	2-STAGE RIGHT HAND	34.16	31.82
	PCG400U	2-STAGE UNDER/OVER	40.80	37.85
	PCG400V	2-STAGE VERTICAL DISCHARGE	40.80	37.85
	PCG400L	2-STAGE LEFT HAND	40.80	37.85
	PCG400R	2-STAGE RIGHT HAND	40.80	37.85




C7-4 CONTROL **NOT**
INCLUDED WITH UNIT

2 YEAR Commercial Warranty
Conditions Apply

C7-4 CONTROL **NOT**
INCLUDED WITH UNIT

PLEASE DOUBLE CHECK UNIT CONFIGURATION BEFORE QUOTING OR ORDERING

ACCESSORIES (MUST BE ORDERED WITH UNIT)

	LC7-2W	LC7-2W	7 DAY WALL CONTROLLER, 8 ZONE (WHITE) COMMERCIAL
	LC7-2G	LC7-2G	7 DAY WALL CONTROLLER, 8 ZONE (GREY) COMMERCIAL
	AC74	C7-4	WALL CONTROL C SERIES 7 DAY COOL/HEAT
	LM-RS-2W	LM-RS-2W	WALL MOUNTED REMOTE SENSOR - WHITE (SENSORS ROOM TEMP)
	LM-RS-2G	LM-RS-2G	WALL MOUNTED REMOTE SENSOR - GREY (SENSORS ROOM TEMP)
	ICUNO-MOD	ICUNO-MOD	INTERFACE CARD MODBUS 485 BMS APPLICABLE WITH VARIABLE CAPACITY COMMERCIAL UNITS ONLY
	AERSS	AERSS	REMOTE TEMP DUCT SENSOR ON LEAD ONLY

CODE
PART NO.
CONTROLLERS
L SERIES ANALOGUE CONTROLLERS

L Series controllers come packed full of features included as standard. With an easy to use design, your choice of colour options, contemporary design & premium finishes all included, the L Series sets the benchmark for analogue controllers.



LC7-2W	LC7-2W	7 DAY WALL CONTROLLER, 8 ZONE (WHITE) COMMERCIAL
LC7-2G	LC7-2G	7 DAY WALL CONTROLLER, 8 ZONE (GREY) COMMERCIAL
LR7-1W	LR7-1W	7 DAY WALL CONTROLLER, 8 ZONE (WHITE)
LR7-1G	LR7-1G	7 DAY WALL CONTROLLER, 8 ZONE (GREY)
LM24-2W	LM24-2W	OPTIONAL SECONDARY CONTROLLER, 8 ZONE / 24 HOUR (WHITE) SUITS ESP PLUS RANGE ONLY
LM24-2G	LM24-2G	OPTIONAL SECONDARY CONTROLLER, 8 ZONE / 24 HOUR (GREY) SUITS ESP PLUS RANGE ONLY

C SERIES CONTROLLERS


AC74	C7-4	WALL CONTROL C SERIES 7 DAY COOL/HEAT
------	------	---------------------------------------

NEO TOUCHSCREEN

The optional NEO control upgrade is compatible with the **Classic 2** and the new **Advance** models. It provides the best in touch screen technology, with an elegant and simple design. Also includes access to NEO Connect App allowing you to control your system from your mobile or tablet from anywhere in the world.



NTW-1000	NTW-1000	NEO - PREMIUM TOUCHSCREEN CONTROLLER (WHITE) FEATURES INTEGRATED ZONING, UNIQUE LED WALL GLOW, AND ADVANCED SCHEDULING FUNCTIONS
----------	----------	--



NTB-1000	NTB-1000	NEO - PREMIUM TOUCHSCREEN CONTROLLER (BLACK) FEATURES INTEGRATED ZONING, UNIQUE LED WALL GLOW, AND ADVANCED SCHEDULING FUNCTIONS
----------	----------	--

ADDITIONAL CONTROLLERS & SENSORS


LM-RS-2W	LM-RS-2W	WALL MOUNTED REMOTE SENSOR - WHITE (SENSORS ROOM TEMP)
LM-RS-2G	LM-RS-2G	WALL MOUNTED REMOTE SENSOR - GREY (SENSORS ROOM TEMP)
ICAMIB-MOD	ICAMIB-MOD	INTERFACE CARD MODBUS 485 BMS (AMIB)
ICUNO-MOD	ICUNO-MOD	INTERFACE CARD MODBUS 485 BMS



QTB-1000	QTB-1000	OPTIONAL SECONDARY QUE TOUCH CONTROLLER (BLACK)
QTW-1000	QTW-1000	OPTIONAL SECONDARY QUE TOUCH CONTROLLER (WHITE)

AERSS	AERSS	REMOTE TEMP DUCT SENSOR ON LEAD ONLY
ZW4-WC	ZW4-WC	SECONDARY ZONEWISE 2/4 ZONE WALL CONTROL
ZW8-WC	ZW8-WC	SECONDARY ZONEWISE 6/8 ZONE WALL CONTROL

CODE PART NO.
ZONE CARDS & MODULES


ZW424V12	ZW4-24V-RJ12-K	ZONEWISE 24V 4 ZONE RJ12 PLUG CONTROL KIT
ZW824V12	ZW8-24V-RJ12-K	ZONEWISE 24V 8 ZONE RJ12 PLUG CONTROL KIT
ZW424V45	ZW4-24V-RJ45-K	ZONEWISE 24V 4 ZONE RJ45 PLUG CONTROL KIT
ZW824V45	ZW8-24V-RJ45-K	ZONEWISE 24V 8 ZONE RJ45 PLUG CONTROL KIT
ACZ	CZ	ZONE KIT C SERIES CONTROLLER (COMMERCIAL USE)

CABLES & CONNECTORS


4070-034	4070-034	CAT5E CABLE YELLOW 8 CORE 0.2mm 100m ROLL (INDOOR TO W/C)
4070-03420	4070-03420	CAT5E CABLE YELLOW 8 CORE 0.2mm 20m (INDOOR TO W/C)



AZMC7S	4070-020	7m CAT5E ZONE CABLE
AZMC20S	4070-021	20m CAT5E ZONE CABLE



ARJ452	2045-121	2 WAY CONNECTOR RJ45 (2 FEMALE)
--------	----------	---------------------------------



ARJ453	4070-012	3 WAY CONNECTOR RJ45 (2 FEMALE 1 MALE + LEAD)
--------	----------	---

INTEGRATED ZONE BARRELS


AZM25	ZB-10-250	ZONE BARREL 250mm (INCLUDES 7m CAT5E ZONE CABLE)
AZM30	ZB-12-300	ZONE BARREL 300mm (INCLUDES 7m CAT5E ZONE CABLE)
AZM35	ZB-14-350	ZONE BARREL 350mm (INCLUDES 7m CAT5E ZONE CABLE)
AZM40	ZB-16-400	ZONE BARREL 400mm (INCLUDES 7m CAT5E ZONE CABLE)

HANGING KIT AND CONNECT MODULE

AHKFC	AHKFC	HANGING KIT SUITS INDOOR (FAN COIL) UNITS CHECK IF REQUIRED, INCLUDED AS STANDARD FOR SOME UNITS 23kW AND OVER
-------	-------	---




ACM2	ACM-2	ACTRON CONNECT MODULE SUITS ESP+ SERIES 2
------	-------	--

CONDENSING UNIT DRIP TRAYS

ACDT11	CDT11	CONDENSING UNIT DRAIN TRAY (30 x 1055 x 425)
ACDT20	CDT20	CONDENSING UNIT DRAIN TRAY (30 x 1380 x 640)
ACDT22	CDT22	CONDENSING UNIT DRAIN TRAY (30 x 1515 x 635)
ACDT35	CDT35	CONDENSING UNIT DRAIN TRAY (30 x 1830 x 820)

BEDARRA WALL MOUNTED SPLIT

		CODE	MODEL	PIPE SIZE	kW COOL HEAT	
BEDARRA WALL MOUNTED SPLIT - R32						
 <p>Controller included (Packed inside unit)</p>	SBI9	AR09AXHQAWKNSA	INDOOR			
	SBO9	AR09AXHQAWKXSA	OUTDOOR	6.35 (¼) / 9.52 (¾)	2.5	3.2
	SBI12	AR12AXHQAWKNSA	INDOOR			
	SBO12	AR12AXHQAWKXSA	OUTDOOR	6.35 (¼) / 12.70 (½)	3.5	4.0
	SBI18	AR18AXHQAWKNSA	INDOOR			
	SBO18	AR18AXHQAWKXSA	OUTDOOR	6.35 (¼) / 12.70 (½)	5.0	5.9
	SBI24	AR24AXHQAWKNSA	INDOOR			
	SBO24	AR24AXHQAWKXSA	OUTDOOR	9.52 (¾) / 15.88 (5/8)	7.0	7.9



FEATURES

- Auto Mode: Designed to automatically select the operating mode according to the temperature.
- Real Time Timer: Gives you the ability to program and to set a timer to operate the Air Conditioner.
- Good sleep mode: Good sleep mode automatically adjusts air flow direction and fan speed to help provide a comfortable environment to sleep.
- Fan Mode: Helps circulate air around the room without using the heating/cooling functions.




GEO+ WALL MOUNTED SPLIT

GEO+ WALL MOUNTED SPLIT - R32				
SAMI09G	AR09TXHYCWKNSA	INDOOR		
SAMO09G	AR09TXHYCWKXSA	OUTDOOR	6.35 (¼) / 9.52 (¾)	2.5 3.2
SAMI12G	AR12TXHYCWKNSA	INDOOR		
SAMO12G	AR12TXHYCWKXSA	OUTDOOR	6.35 (¼) / 9.52 (¾)	3.5 4.0
SAMI18G	AR18TXHYCWKNSA	INDOOR		
SAMO18G	AR18TXHYCWKXSA	OUTDOOR	6.35 (¼) / 12.70 (½)	5.0 6.0
SAMI24G	AR24TXHYCWKNSA	INDOOR		
SAMO24G	AR24TXHYCWKXSA	OUTDOOR	6.35 (¼) / 15.88 (5/8)	6.8 7.2
SAMI30G	AR30TXHYCWKNSA	INDOOR		
SAMO30G	AR30TXHYCWKXSA	OUTDOOR	6.35 (¼) / 15.88 (5/8)	8.0 9.0






SEE NEXT PAGE FOR CONTROLLER OPTIONS AND OTHER ACCESSORIES

GEO WIND-FREE™ WALL MOUNTED SPLIT

	CODE	MODEL	PIPE SIZE	kW COOL HEAT	
GEO WIND-FREE™ WALL MOUNTED SPLIT WI-FI - R32					
	SAMI09W	AR09TXEABWKNSA	INDOOR		
	SAMO09W	AR09TXEABWKXSA	OUTDOOR	6.35 (¼) / 9.52 (¾)	2.5 3.2
	SAMI12W	AR12TXEABWKNSA	INDOOR		
	SAMO12W	AR12TXEABWKXSA	OUTDOOR	6.35 (¼) / 9.52 (¾)	3.5 4.0
	SAMI18W	AR18TXEABWKNSA	INDOOR		
	SAMO18W	AR18TXEABWKXSA	OUTDOOR	6.35 (¼) / 12.70 (½)	5.0 6.0
	SAMI24W	AR24TXEABWKNSA	INDOOR		
	SAMO24W	AR24TXEABWKXSA	OUTDOOR	6.35 (¼) / 15.88 (¾)	7.0 8.0
	SAMI30W	AR30TXEABWKNSA	INDOOR		
	SAMO30W	AR30TXEABWKXSA	OUTDOOR	6.35 (¼) / 15.88 (¾)	8.0 9.0

OPTIONAL ACCESSORIES (MUST BE ORDERED WITH UNIT)

	AREH03E	AR-EH03E	WIRELESS REMOTE CONTROLLER (FEATURES WIND-FREE™ MODE)
	MWRWE13N	MWR-WE13N	WIRED CONTROLLER
	MIMA00N	MIM-A00N	INTERFACE CARD - RAC EXTENSION BOARD (REQUIRED WHEN CONNECTING MWR-WE13N CONTROLLER)
	MIMR10N	MIM-R10N	INTERFACE CARD

WIND-FREE™ COOLING



- Wind-Free™ Cooling is designed to cool gently and quietly to minimise the unpleasant feeling of cold wind on your skin, as it disperses air through 23,000 micro air holes. It creates a 'Still Air' environment* with very low air speed and minimal noise.
- Its advanced airflow structure also means it cools a wider and larger area more evenly.
- Wind-Free™ Cooling consumes approximately 77% less energy than in Fast Cooling mode.

WI-FI


- Remotely control and monitor the GEO WIND-FREE A/C from anywhere and anytime, using the SmartThings app.













DUCTED INVERTER 'S2' SERIES

	CODE	MODEL	PIPE SIZE	kW
 	DUCT S2 (SINGLE PHASE) - R32			
	SDS2I52	AC052TNHDKG/SA	INDOOR	
	SDS2O52	AC052TXAPKG/SA	OUTDOOR	6.35 (¼) / 15.88 (⅝)
				5.2
	SDS2I71	AC071TNHDKG/SA	INDOOR	
	SDS2O71	AC071TXAPKG/SA	OUTDOOR	6.35 (¼) / 15.88 (⅝)
				7.1
	SDS2I9	AC090TNHDKG/SA	INDOOR	
	SDS2O9	AC090TXAPKG/SA	OUTDOOR	9.52 (⅜) / 15.88 (⅝)
				9.0

DUCTED INVERTER 'BIG DUCT'

DUCTED INVERTER 'BIG DUCT' (3 PHASE) - R410A				
	SDSI18	AC180JNHFKH/SA	INDOOR	18.0
	SDSO18P3	AC180JXAFNH/SA	OUTDOOR	9.52 (⅜) / 19.05 (¾)
				18.0
	SDSI20	AC200JNHFKH/SA	INDOOR	20.0
	SDSO20P3	AC200JXAFNH/SA	OUTDOOR	9.52 (⅜) / 19.05 (¾)
				20.0

DUCTED INVERTER 'S2' & 'BIG DUCT' - CONTROLS

CONTROLLER OPTIONS (MUST BE ORDERED WITH UNIT)			
	MWRWE13N	MWR-WE13N	WIRED CONTROLLER
	MWRSH11N	MWR-SH11N	WIRED CONTROLLER WITH SIMPLE TOUCH SCREEN (NASA)
	MWRWG00JN	MWR-WG00JN	WIRED CONTROLLER WITH TOUCH PAD (NASA)
	MIMH04AN	MIM-H04AN	Wi-Fi KIT (NASA) FOR 'SAMSUNG SMART THINGS' APP 
	ARKH03E	AR-KH03E	WIRELESS REMOTE CONTROLLER
	MRKA10N	MRK-A10N	WIRELESS SIGNAL RECEIVER KIT (AR-EH03E REQUIRED)
	MIMB14	MIM-B14	EXTERNAL CONTACT INTERFACE MODULE
	MRWTA	MRW-TA	REMOTE TEMPERATURE SENSOR
	MDPG075SQ	MDP-G075SQ	DRAIN PUMP - INTERNAL
	MDPG075SP	MDP-G075SP	DRAIN PUMP - EXTERNAL

2 PIECE DUCT 'S2+' PREMIUM SERIES

CODE MODEL PIPE SIZE kW

DUCT S2+ (SINGLE PHASE) - R32



SDS2I10P	AC100TNHPKG/SA	INDOOR		
SDS2O10	AC100TXAPKG/SA	OUTDOOR	9.52 (3/8) / 15.88 (5/8)	10.0

SDS2I12P	AC120TNHPKG/SA	INDOOR		
SDS2O12	AC120TXAPKG/SA	OUTDOOR	9.52 (3/8) / 15.88 (5/8)	12.0

SDS2I14P	AC140TNHPKG/SA	INDOOR		
SDS2O14	AC140TXAPKG/SA	OUTDOOR	9.52 (3/8) / 15.88 (5/8)	14.0

SDS2I16P	AC160TNHPKG/SA	INDOOR		
SDS2O16	AC160TXAPKG/SA	OUTDOOR	9.52 (3/8) / 15.88 (5/8)	16.0



DUCT S2+ (THREE PHASE) - R32



SDS2I10P	AC100TNHPKG/SA	INDOOR		
SDS2O10P3	AC100TXAPNG/SA	OUTDOOR	9.52 (3/8) / 15.88 (5/8)	10.0

SDS2I12P	AC120TNHPKG/SA	INDOOR		
SDS2O12P3	AC120TXAPNG/SA	OUTDOOR	9.52 (3/8) / 15.88 (5/8)	12.0

SDS2I14P	AC140TNHPKG/SA	INDOOR		
SDS2O14P3	AC140TXAPNG/SA	OUTDOOR	9.52 (3/8) / 15.88 (5/8)	14.0

SDS2I16P	AC160TNHPKG/SA	INDOOR		
SDS2O16P3	AC160TXAPNG/SA	OUTDOOR	9.52 (3/8) / 15.88 (5/8)	16.0



SAMSUNG DUCT 'S2+' PREMIUM SERIES

- Strong and robust construction
- Good quality finish; no sharp edges
- Fan motor section to fit in between roof trusses
- Hanging bracket positioned to minimize obstruction
- Return air connection flange ensures the correct return air size, and one less item for the installer to worry about (cost saving)



SEE NEXT PAGE FOR CONTROLLER OPTIONS AND OTHER ACCESSORIES

2 PIECE DUCT 'S2+' PREMIUM SERIES - CONTROLS

CODE PART NUMBER

CONTROLLER OPTIONS (MUST BE ORDERED WITH UNIT)



MWRWE13N MWR-WE13N WIRED CONTROLLER



MWRSH11N MWR-SH11N WIRED CONTROLLER WITH SIMPLE TOUCH SCREEN (NASA)



MWRWG00JN MWR-WG00JN WIRED CONTROLLER WITH TOUCH PAD (NASA)



MIMH04AN MIM-H04AN Wi-Fi KIT (NASA) FOR 'SAMSUNG SMART THINGS' APP



AREH03E AR-EH03E WIRELESS REMOTE CONTROLLER



ARKH03E AR-KH03E WIRELESS REMOTE CONTROLLER
360CST ONLY



MRKA10N MRK-A10N WIRELESS SIGNAL RECEIVER KIT
(AR-EH03E REQUIRED)



MRWTA MRW-TA REMOTE TEMPERATURE SENSOR



MIMB14 MIM-B14 EXTERNAL CONTACT INTERFACE MODULE






MDPG075SQ MDP-G075SQ DRAIN PUMP - INTERNAL

MDPG075SP MDP-G075SP DRAIN PUMP - EXTERNAL


**PRICES SUBJECT TO VARIATION PLEASE CONFIRM AT TIME OF ORDER*

FREE JOINT MULTI (FJM) NASA


	CODE	MODEL		PIPE SIZE		kW COOL HEAT	
	FJM - MULTI SPLIT OUTDOOR, NASA R410A						
	SM050TXJ	AJ050TXJ2KH/EA	OUTDOOR 2 PORTS	6.35 (1/4) x2 / 9.52 (3/8) x2		5.0	5.7
	SM068TXJ	AJ068TXJ3KH/EA	OUTDOOR 3 PORTS	6.35 (1/4) x3 / 9.52 (3/8) x1 / 12.7 (1/2) x2		6.8	8.0
	SM080TXJ	AJ080TXJ4KH/EA	OUTDOOR 4 PORTS	6.35 (1/4) x4 / 9.52 (3/8) x2 / 12.7 (1/2) x2		8.0	9.0
	SM100TXJ	AJ100TXJ5KH/EA	OUTDOOR 5 PORTS	6.35 (1/4) x5 / 9.52 (3/8) x2 / 12.7 (1/2) x3		10.0	12.0
	SM125TXJ	AJ125TXJ5KH/EA	OUTDOOR 5 PORTS	6.35 (1/4) x5 / 9.52 (3/8) x2 / 12.7 (1/2) x3		12.5	13.5

CODE	MODEL				
FJM - MULTI SPLIT GEO WALL MOUNTED WIRELESS CONTROLLER INCLUDED					
	SM020NTD	AJ020TNTDKH/EA	GEO, INDOOR	2.0	2.2
	SM025NTD	AJ025TNTDKH/EA	GEO, INDOOR	2.5	3.2
	SM035NTD	AJ035TNTDKH/EA	GEO, INDOOR	3.5	4.0
	SM050NTD	AJ050TNTDKH/EA	GEO, INDOOR	5.0	6.0
	SM068NTD	AJ068TNTDKH/EA	GEO, INDOOR	6.5	7.0
	SM020NAP	AJ020TNAPKH/EA	GEO WIND-FREE™, INDOOR	2.0	2.2
	SM025NAP	AJ025TNAPKH/EA	GEO WIND-FREE™, INDOOR	2.5	3.2
	SM035NAP	AJ035TNAPKH/EA	GEO WIND-FREE™, INDOOR	3.5	4.0
	SM050NAP	AJ050TNAPKH/EA	GEO WIND-FREE™, INDOOR	5.0	6.0
	SM068NAP	AJ068TNAPKH/EA	GEO WIND-FREE™, INDOOR	6.2	8.0

INCLUDES WIRELESS CONTROLLER (ARKH03E)

FJM - MULTI SPLIT 1 WAY CASSETTE WIND-FREE					
	SM026N1D	AJ026TN1DKH/EA	1 WAY CASSETTE WIND-FREE™ INDOOR	2.6	2.9
	SM035N1D	AJ035TN1DKH/EA	1 WAY CASSETTE WIND-FREE™ INDOOR	3.5	4.0
	PC1NWFMAN	PC1NWFMAN	FASCIA PANEL		

CONTROLLER NOT INCLUDED, SELECT OPTION FROM NEXT PAGE












FJM - MULTI SPLIT SLIM DUCT					
	SM026TNL	AJ026TNLDKH/EA	SLIM DUCT INDOOR	2.6	2.9
	SM035TNL	AJ035TNLDKH/EA	SLIM DUCT INDOOR	3.5	3.8
	SM052TNL	AJ052TNLDKH/EA	SLIM DUCT INDOOR	5.2	5.6

CONTROLLER NOT INCLUDED, SELECT OPTION FROM NEXT PAGE



SEE NEXT PAGE FOR CONTROLLER OPTIONS AND OTHER ACCESSORIES

FREE JOINT MULTI (FJM) NASA - CONTROLS

	CODE	PART NUMBER		GEO GEO+	1 WAY CASSETTE	SLIM DUCT
CONTROL OPTIONS (MUST BE ORDERED WITH UNIT)						
	ARKH03E	AR-KH03E	WIRELESS REMOTE CONTROLLER	INCLUDED	✓	✓
	MWRWG00JN	MWR-WG00JN	WIRED CONTROLLER WITH TOUCH PAD (NASA)	✓ MIMA00N REQUIRED	✓	✓
	MWRWE13N	MWRWE13N	WIRED CONTROLLER	✓ MIMA00N REQUIRED	✓	✓
	MWRSH11N	MWR-SH11N	WIRED CONTROLLER WITH SIMPLE TOUCH SCREEN (NASA)	✓ MIMA00N REQUIRED	✓	✓
	MIMH04AN	MIM-H04AN	Wi-Fi KIT (NASA) FOR 'SAMSUNG SMART THINGS' APP 	-	✓	-
	MRKA10N	MRK-A10N	WIRELESS SIGNAL RECEIVER KIT	-	-	✓
	MIMA00N	MIM-A00N	INTERFACE CARD RAC EXTENSION BOARD	✓	-	-
	MRWTA	MRW-TA	REMOTE TEMPERATURE SENSOR	✓	✓	✓
	MIMB14	MIM-B14	EXTERNAL CONTACT INTERFACE MODULE	✓ MIMA00N REQUIRED	✓	✓
	SMDP	MDP-E075SEE3	DRAIN PUMP	-	BUILT IN	✓

CASSETTE INVERTER (R32)

CODE	MODEL	PIPE SIZE	kW	
			COOL	HEAT

4-WAY CASSETTE SINGLE PHASE (WIND-FREE* COOLING MODE) - R32



* The Wind-Free™ can push air out through micro holes in the panel, designed to produce a dispersed and gentle flow of air.

SCI71W	AC071TN4DKG/SA	INDOOR		
SCO71W	AC071TXAPKG/SA	OUTDOOR	6.35 (¼) / 15.88 (⅝)	7.1 8.0
PC4NUFMAN		FASCIA		
SCI10W	AC100TN4DKG/SA	INDOOR		
SCO10W	AC100TXAPKG/SA	OUTDOOR	9.52 (¾) / 15.88 (⅝)	10.0 11.2
PC4NUFMAN		FASCIA		
SCI12W	AC120TN4DKG/SA	INDOOR		
SCO12W	AC120TXAPKG/SA	OUTDOOR	9.52 (¾) / 15.88 (⅝)	12.5 14.0
PC4NUFMAN		FASCIA		
SCI14W	AC140TN4DKG/SA	INDOOR		
SCO14W	AC140TXAPKG/SA	OUTDOOR	9.52 (¾) / 15.88 (⅝)	14.0 16.0
PC4NUFMAN		FASCIA		

MINI 4-WAY CASSETTE (WIND-FREE* COOLING MODE) - R32



* The Wind-Free™ can push air out through micro holes in the panel, designed to produce a dispersed and gentle flow of air.

SMCI26W	AC026TNNDKG/SA	INDOOR		
SMCO26W	AC026TXAPKG/SA	OUTDOOR	6.35 (¼) / 9.52 (¾)	2.6 3.3
PC4SUFMAN		SMALL FASCIA		
SMCI35W	AC035TNNDKG/SA	INDOOR		
SMCO35W	AC035TXAPKG/SA	OUTDOOR	6.35 (¼) / 9.52 (¾)	3.5 4.0
PC4SUFMAN		SMALL FASCIA		
SMCI52W	AC052TNNDKG/SA	INDOOR		
SMCO52W	AC052TXAPKG/SA	OUTDOOR	6.35 (¼) / 15.88 (⅝)	5.0 5.5
PC4SUFMAN		SMALL FASCIA		
SMCI60W	AC060TNNDKG/SA	INDOOR		
SMCO60W	AC060TXAPKG/SA	OUTDOOR	6.35 (¼) / 15.88 (⅝)	5.8 6.4
PC4SUFMAN		SMALL FASCIA		

CONTROLLERS & SUB BOARDS (MUST BE ORDERED WITH UNIT)




AREH03E AR-EH03E WIRELESS REMOTE CONTROLLER




MWRWE13N MWR-WE13N WIRED CONTROLLER

360° CASSETTES

CODE	MODEL	PIPE SIZE	kW COOL HEAT	
360° CASSETTES - R32				
SC360I71	AC071TN4PKG/SA	INDOOR		
SC360O71	AC071TXAPKG/SA	OUTDOOR	6.35 (¼) / 15.88 (⅝)	7.1 8.0
360° FASCIA PANEL - SELECT SHAPE & COLOUR BELOW				
SC360I10	AC100TN4PKG/SA	INDOOR		
SC360O10	AC100TXAPKG/SA	OUTDOOR	9.52 (¾) / 15.88 (⅝)	10.0 11.2
360° FASCIA PANEL - SELECT SHAPE & COLOUR BELOW				
SC360I12	AC120TN4PKG/SA	INDOOR		
SC360O12	AC120TXAPKG/SA	OUTDOOR	9.52 (¾) / 15.88 (⅝)	12.5 14.0
360° FASCIA PANEL - SELECT SHAPE & COLOUR BELOW				
SC360I14	AC140TN4PKG/SA	INDOOR		
SC360O14	AC140TXAPKG/SA	OUTDOOR	9.52 (¾) / 15.88 (⅝)	13.6 16.0
360° FASCIA PANEL - SELECT SHAPE & COLOUR BELOW				



FASCIA PANEL
SHAPE & COLOURS
OPTIONS LISTED
BELOW





FASCIA PANEL
SHAPE & COLOURS
OPTIONS LISTED
BELOW



360° FASCIA PANELS (MUST BE ORDERED WITH UNIT)



SFCIRW PC4NUNMAN 360° CASSETTE PANEL CIRCULAR WHITE



SFSQW PC4NUDMAN 360° CASSETTE PANEL RECTANGULAR WHITE



SFCIRB PC4NBNMAN 360° CASSETTE PANEL CIRCULAR BLACK



SFSQB PC4NBDMAN 360° CASSETTE PANEL RECTANGULAR BLACK

CONTROLLER OPTIONS (MUST BE ORDERED WITH UNIT)



ARKH03E AR-KH03E WIRELESS REMOTE CONTROLLER




MWRWE13N MWR-WE13N WIRED CONTROLLER (REPLACES MWRWE11N)

SAMSUNG AIR PURIFIERS


CODE	MODEL		ROOM COVERAGE [‡]	CADR [^]
AIR PURIFIER				
SAX34	AX34T3020WW/SA	AX34T3020 AIR PURIFIER 20DBA SLEEP MODE, HEPA FILTER, 4 COLOUR INDICATOR, AUTO MODE	34m ²	264m ³
SAX40	AX40T3030WM/SA	AX7500 AIR PURIFIER 20DBA SLEEP MODE, HEPA FILTER, 4 COLOUR INDICATOR AND AIR SENSING MOOD LIGHT, AUTO MODE	40m ²	311m ³
SAX60	AX60T5080WD/SA	AX5500 AIR PURIFIER 21DBA SLEEP MODE, WIFI, CONCEALED WHEELS, HEPA, 3 WAY AIR FLOW, SLEEP MODE, PRECISE MONITORING	60m ²	467m ³
SAX90	AX90T7080WD/SA	AX40T3030 AIR PURIFIER 21DBA SLEEP MODE, WIFI, HEPA, 3 WAY AIR FLOW, SLEEP MODE, PRECISE MONITORING	90m ²	701m ³
SAX47	AX47T9080SS/SA	AX34T3020 AIR PURIFIER WIND FREE, WIFI, HEPA, SLEEP MODE, PRECISE MONITORING	47m ²	366m ³

[‡]Based on internal test results. Performance may vary depending on the actual usage environment.
[^]Clean Air Delivery Rate (CADR) > 467m³/h. Tested in the KACA (Korea Air Cleaning Association).



CARBON AND HEPA FILTER				
SAX34F	CFX-G100/GB	CARBON AND HEPA FILTER SUITS AX34T3020WW/SA AND AX40T3030WM/SA		
SAX60F	CFX-D100/GB	CARBON AND HEPA FILTER SUITS AX60T5080WD/SA		
SAX90F	CFX-C100/GB	CARBON AND HEPA FILTER SUITS AX90T7080WD/SA		
SAX47F	CFX-H100/GB	CARBON AND HEPA FILTER SUITS AX47T9080SS/SA		




Samsung Air Purifiers help remove dust and harmful gases from homes helping families breathe better.




- True HEPA filter removes 99.97% ultra-fine dust and inhibits the spread of captured bacteria.
- Easy access filters
- Whisper quiet 20dBA night mode.
- Remotely monitor and control via Wi-Fi and the SmartThings app.




MITSUBISHI ZMP SERIES AND AVANTI

	CODE	MODEL	PIPE	kW COOL HEAT	
ZMP SERIES - R410A					
	SRKI17	SRK17ZMP-S	INDOOR		
	SRKO17	SRC17ZMP-S	OUTDOOR	6.35 (¼) / 9.52 (⅜)	1.7 2.0
	ISIRWI	IS-IR-WIFI-1	IntesisHome® Wi-Fi ADAPTOR SUITABLE FOR ZMP SERIES ONLY		




AVANTI - R32					
	AVAI20	SRK20ZSA-W	INDOOR		
	AVAO20	SRC20ZSA-W	OUTDOOR	6.35 (1/4) / 9.52 (3/8)	2.0 2.7
	AVAI25	SRK25ZSA-W	INDOOR		
	AVAO25	SRC25ZSA-W	OUTDOOR	6.35 (1/4) / 9.52 (3/8)	2.5 3.2
	AVAI35	SRK35ZSA-W	INDOOR		
	AVAO35	SRC35ZSA-W	OUTDOOR	6.35 (1/4) / 9.52 (3/8)	3.5 3.7
	AVAI50	SRK50ZSA-W	INDOOR		
	AVAO50	SRC50ZSA-W	OUTDOOR	6.35 (1/4) / 12.70 (1/2)	5.0 5.8

AVANTI PLUS PLATINUM SERIES - R32					
	AVAPI20	SRK20ZSXA-W	INDOOR		
	AVAPO20	SRC20ZSXA-W	OUTDOOR	6.35 (1/4) / 9.52 (3/8)	2.0 2.7
	AVAPI25	SRK25ZSXA-W	INDOOR		
	AVAPO25	SRC25ZSXA-W	OUTDOOR	6.35 (1/4) / 9.52 (3/8)	2.5 3.2
	AVAPI35	SRK35ZSXA-W	INDOOR		
	AVAPO35	SRC35ZSXA-W	OUTDOOR	6.35 (1/4) / 9.52 (3/8)	3.5 4.3
	AVAPI50	SRK50ZSXA-W	INDOOR		
	AVAPO50	SRC50ZSXA-W	OUTDOOR	6.35 (1/4) / 12.70 (1/2)	5.0 6.0
	AVAPI60	SRK60ZSXA-W	INDOOR		
	AVAPO60	SRC60ZSXA-W	OUTDOOR	6.35 (1/4) / 12.70 (1/2)	6.0 6.8



- Improved auto-mode for exact temperature control
- Reduced operation noise.

ACCESSORIES (MUST BE ORDERED WITH UNIT)					
	MHACWIFI1	MH-AC-WIFI-1	IntesisHome® Wi-Fi ADAPTOR SUITABLE FOR AVANTI, AVANTI PLUS & BRONTE		


MITSUBISHI BRONTE

	CODE	MODEL	PIPE	kW	
				COOL	HEAT
BRONTE SINGLE PHASE - R32					
	BROI63	SRK63ZRA-W	INDOOR		
	BROO63	SRC63ZRA-W	OUTDOOR	6.35 (¼) / 12.70 (½)	6.3 7.1
	BROI71	SRK71ZRA-W	INDOOR		
	BROO71	SRC71ZRA-W	OUTDOOR	6.35 (¼) / 15.88 (⅝)	7.1 8.0
	BROI80	SRK80ZRA-W	INDOOR		
	BROO80	SRC80ZRA-W	OUTDOOR	6.35 (¼) / 15.88 (⅝)	8.0 9.0
	BROI95	SRK95ZRA-W	INDOOR		
	BROO95	SRC95ZRA-W	OUTDOOR	9.52 (¾) / 15.88 (⅝)	9.5 10.3
	BROI100	SRK100ZR-W	INDOOR		
	FDCAO100W	FDCA100VNA-W	OUTDOOR	9.52 (¾) / 15.88 (⅝)	10.0 11.2



BRONTE 3 PHASE - R32					
	BROI100	SRK100ZR-W	INDOOR		
	FDCAO100P3W	FDCA100VSA-W	OUTDOOR	9.52 (¾) / 15.88 (⅝)	10.0 11.2
					



ACCESSORIES (MUST BE ORDERED WITH UNIT)					
	MHACWIFI1	MH-AC-WIFI-1	IntesisHome® Wi-Fi ADAPTOR		
			SUITABLE FOR AVANTI, AVANTI PLUS & BRONTE		

MITSUBISHI BRONTE WALL SPLIT

Named by ProductReview as the best split system of 2021 and recommended by CHOICE®, the Bronte® split system incorporates advanced fan blade technology to efficiently deliver an industry leading, long reach airflow making it perfect for larger spaces.


It also incorporates 3D Auto Mode, various timers and 'Clean Air Technology' which captures and neutralises fine smoke particles, allergens, odours, bacteria and viruses.

MITSUBISHI FDU

	CODE	MODEL	PIPE SIZE	COOL	HEAT
BASE MODEL SINGLE PHASE - R32					
	FDUAI100H	FDUA100VH	INDOOR		
	FDCO100BW	FDC100VNP-W	OUTDOOR *	6.35 (1/4) / 15.88 (5/8)	10.0 10.0
 <p>* IMPORTANT - Pipe sized changed from 3/8" & 5/8" to 1/4" & 5/8" R32 outdoor only. Reducer required to be fitted to indoor unit. Reducer supplied with outdoor unit. Outdoor not dred enabled. Max 30m pipe run.</p>					
FDUA SINGLE PHASE - R410A					
	FDUAI140G	FDUA140VG	INDOOR - SPLITTABLE (WHILE STOCKS LAST)		
	FDCAO140	FDCA140VNX	OUTDOOR	9.52 (3/8) / 15.88 (5/8)	14.0 16.0
FDUA 3 PHASE - R410A (PIPE SIZES CHANGE AFTER 35m PRE CHARGE TO 30m)					
	FDUAI160G	FDUA160VG	INDOOR - SPLITTABLE (WHILE STOCKS LAST)		
	FDCAO160P3	FDCA160VSA	OUTDOOR	12.70 (1/2) / 22.22 (7/8)	16.0 18.0
	FDUAI200	FDUA200VG	INDOOR (WHILE STOCKS LAST)		
	FDCAO200P3	FDCA200VSA	OUTDOOR	12.70 (1/2) / 22.22 (7/8)	20.0 22.4
FDUA SINGLE PHASE - R32 NEW!					
	FDUAI125H	FDUA125VH	INDOOR		
	FDCAO125W	FDCA125VNX-W	OUTDOOR	9.52 (3/8) / 15.88 (5/8)	12.5 14.0
	FDUAI140H	FDUA140VH	INDOOR - SPLITTABLE		
	FDCAO140W	FDCA140VNX-W	OUTDOOR	9.52 (3/8) / 15.88 (5/8)	14.0 16.0
FDUA 3 PHASE - R32 (PIPE SIZES CHANGE AFTER 35m PRE CHARGE TO 30m) NEW!					
	FDUAI100H	FDUA100VH	INDOOR		
	FDCAO100P3W	FDCA100VSA-W	OUTDOOR	9.52 (3/8) / 15.88 (5/8)	10.0 11.2
	FDUAI125H	FDUA125VH	INDOOR		
	FDCAO125P3W	FDCA125VSX-W	OUTDOOR	9.52 (3/8) / 15.88 (5/8)	12.5 14.0
	FDUAI140H	FDUA140VH	INDOOR - SPLITTABLE		
	FDCAO140P3W	FDCA140VSX-W	OUTDOOR	9.52 (3/8) / 15.88 (5/8)	14.0 16.0
	FDUAI160H	FDUA160VH	INDOOR - SPLITTABLE		
	FDCAO160P3W	FDCA160VSA-W	OUTDOOR	12.70 (1/2) / 22.22 (7/8)	16.0 18.0
	FDUAI200H	FDUA200VH	INDOOR		
	FDCAO200P3W	FDCA200VSA-W	OUTDOOR	12.70 (1/2) / 22.22 (7/8)	20.0 22.4


SEE PAGE 44 FOR CONTROLLER OPTIONS AND OTHER ACCESSORIES


MITSUBISHI FDUM SERIES

	CODE	MODEL	PIPE SIZE		kW	
					COOL	HEAT
FDUM SERIES (MEDIUM STATIC) SINGLE PHASE - R32						
	FDUMI50	FDUM50VH	INDOOR			
	AVAPO50	SRC50ZSXA-W	OUTDOOR	6.35 (¼) / 12.70 (½)	5.0	5.4
	FDUMI60	FDUM60VH	INDOOR			
	AVAPO60	SRC60ZSXA-W	OUTDOOR	6.35 (¼) / 12.70 (½)	5.6	6.7

The FDUM series of medium static ducted systems are quiet, compact and come in both 5.0kW and 5.6kW capacities. Incorporating a range of convenient and energy saving features and functions, the FDUM series is the perfect multi-room heating and cooling solution for smaller Aussie homes.

MITSUBISHI FDU SERIES


FDU SINGLE PHASE - R32						
	FDUI71	FDU71VH	INDOOR			
	FDCA071W	FDCA71VNX-W	OUTDOOR	9.52 (¾) / 15.88 (5%)	7.1	8.0
	FDUI140*	FDU140VH	INDOOR			
	FDCA0140W	FDCA140VNX-W	OUTDOOR	9.52 (¾) / 15.88 (5%)	14.0	16.0

FDU 3 PHASE - R32						
	FDUI140*	FDU140VH	INDOOR			
	FDCA0140P3W	FDCA140VSX-W	OUTDOOR	9.52 (¾) / 15.88 (5%)	14.0	16.0

The NEW FDU series of slimline ducted systems are a quiet and discreet solution for multiple rooms. Incorporating a range of convenient features and functions, the FDU series is the perfect heating and cooling solution for any sized Aussie home.

* 14.0kW model can be used as an alternative for when a splittable unit is not suitable.

AKARI - MITSUBISHI SRR SERIES (BULKHEAD SYSTEM)

SRR SINGLE PHASE - R32						
	SRRI25	SRR25ZS-W	INDOOR			
	AVAO25	SRC25ZSA-W	OUTDOOR	6.35 (¼) / 9.52 (¾)	2.5	3.4
	SRRI35	SRR35ZS-W	INDOOR			
	AVAO35	SRC35ZSA-W	OUTDOOR	6.35 (¼) / 9.52 (¾)	3.5	4.2

The SRR Series low profile bulkhead systems are designed to sit within your ceiling space and distribute air via discreet grilles. These compact units require no ducting and are perfect for renovated spaces and applications such as apartments where space is at a premium as they can be factored in to the finished design to provide a quiet, efficient and integrated heating and cooling solution.

SEE PAGE 44 FOR CONTROLLER OPTIONS AND OTHER ACCESSORIES

VRF INVERTED MITSUBISHI KX DUCTED

CODE	MODEL	PIPE SIZE	kW	
			COOL	HEAT

KX DUCTED SINGLE PHASE - R410A

HEAT / COOL kW BASED ON 20M PAIR COIL



FDUKXI160	FDU160KXE6F	INDOOR		
FDCKXO155	FDC155KXEN6	OUTDOOR	9.52 (3%) / 15.88 (5%)	15.1 16.2

KX DUCTED THREE PHASE - R410A



FDUKXI160	FDU160KXE6F	INDOOR		
FDCKXO1553	FDC155KXES6	OUTDOOR	9.52 (3%) / 15.88 (5%)	15.1 16.2
FDUKXI224	FDU224KXZE1	INDOOR		
FDCKXO224*	FDC224KXZPE1	OUTDOOR	9.52 (3%) / 19.05 (5%)	22.0 21.3
FDUKXI280	FDU280KXZE1	INDOOR		
FDCKXO280*	FDC280KXZPE1	OUTDOOR	9.52 (3%) / 22.22 (5%)	26.7 27.6

*AN ADDITIONAL REFRIGERATION CHARGED WILL BE REQUIRED BASED ON PIPE LENGTH.

MITSUBISHI KX CASSETTES

KX CASSETTES SINGLE PHASE - R410A



FDT140KXZE1	FDT140KXZE1	INDOOR		
FDC140KXEN6	FDC140KXEN6	OUTDOOR	9.52 (3%) / 15.88 (5%)	13.5 15.9
TPSAE5BW	T-PSAE-5BW-E	PANEL		
FDT160KXZE1	FDT160KXZE1	INDOOR		
FDCKXO155	FDC155KXEN6	OUTDOOR	9.52 (3%) / 15.88 (5%)	15.1 16.2
TPSAE5BW	T-PSAE-5BW-E	PANEL		

KX CASSETTES THREE PHASE - R410A



FDT140KXZE1	FDT140KXZE1	INDOOR		
FDC140KXES6	FDC140KXES6	OUTDOOR	9.52 (3%) / 15.88 (5%)	13.5 15.9
TPSAE5BW	T-PSAE-5BW-E	PANEL		
FDT160KXZE1	FDT160KXZE1	INDOOR		
FDCKXO1553	FDC155KXES6	OUTDOOR	9.52 (3%) / 15.88 (5%)	15.1 16.2
TPSAE5BW	T-PSAE-5BW-E	PANEL		


CONTROLLER OPTIONS (MUST BE ORDERED WITH UNIT)





RCEXZ3AKX	RC-EXZ3A	BACK LIT WIRED CONTROL 2 WIRE
-----------	----------	-------------------------------


SEE PAGE 44 FOR CONTROLLER OPTIONS AND OTHER ACCESSORIES


MITSUBISHI SC/SR SERIES - R32


	CODE	MODEL		kW	
				COOL	HEAT
	OUTDOOR UNITS - R32				
	SCMO40W	SCM40ZS-W	6.35 (1/4) x 2 / 9.52 (3/8) x 2	4.0	4.5
	SCMO45W	SCM45ZS-W	6.35 (1/4) x 2 / 9.52 (3/8) x 2	4.5	5.3
	SCMO50W	SCM50ZS-W	6.35 (1/4) x 3 / 9.52 (3/8) x 3	5.0	6.0
	SCMO60W	SCM60ZS-W	6.35 (1/4) x 3 / 9.52 (3/8) x 3	6.0	6.8
	SCMO71W	SCM71ZS-W	6.35 (1/4) x 4 / 9.52 (3/8) x 4	7.1	8.6
	SCMO80W	SCM80ZS-W	6.35 (1/4) x 4 / 9.52 (3/8) x 4	8.0	9.3
	SCMO100W*	SCM100ZS-W	6.35 (1/4) x 5 / 9.52 (3/8) x 5	10.0	10.5


WALL MOUNTED UNITS - R32				
	AVAI20	SRK20ZSA-W	INDOOR UNIT (INCLUDES CONTROLLER)	2.0 2.7
	AVAI25	SRK25ZSA-W	INDOOR UNIT (INCLUDES CONTROLLER)	2.5 3.2
	AVAI35	SRK35ZSA-W	INDOOR UNIT (INCLUDES CONTROLLER)	3.5 3.7
	AVAI50	SRK50ZSA-W	INDOOR UNIT (INCLUDES CONTROLLER)	5.0 5.8
	BROI71	SRK71ZRA-W	INDOOR UNIT (INCLUDES CONTROLLER)	7.1 8.0
	BROI80	SRK80ZRA-W	INDOOR UNIT (INCLUDES CONTROLLER)	8.0 9.0

WALL MOUNTED PLATINUM SERIES - R32				
	AVAPI20	SRK20ZSXA-W	INDOOR UNIT (INCLUDES CONTROLLER)	2.0 2.7
	AVAPI25	SRK25ZSXA-W	INDOOR UNIT (INCLUDES CONTROLLER)	2.5 3.2
	AVAPI35	SRK35ZSXA-W	INDOOR UNIT (INCLUDES CONTROLLER)	3.5 4.3
	AVAPI50	SRK50ZSXA-W	INDOOR UNIT (INCLUDES CONTROLLER)	5.0 6.0
	AVAPI60	SRK60ZSXA-W	INDOOR UNIT (INCLUDES CONTROLLER)	6.0 6.8

FLOOR STANDING - WERA SERIES				
	SRFI25W	SRF25ZS-W	INDOOR UNIT (INCLUDES CONTROLLER)	2.5 3.4
	SRFI35W	SRF35ZS-W	INDOOR UNIT (INCLUDES CONTROLLER)	3.5 4.5
	SRFI50W	SRF50ZSX-W	INDOOR UNIT (INCLUDES CONTROLLER)	5.0 6.0

BULKHEAD - AKARI SERIES				
	SRRI25	SRR25ZS-W	INDOOR UNIT (CONTROLLER NOT INCLUDED)	2.5 3.4
	SRRI35	SRR35ZS-W	INDOOR UNIT (CONTROLLER NOT INCLUDED)	3.5 4.2
	SRRI50	SRR50ZS-W	INDOOR UNIT (CONTROLLER NOT INCLUDED)	5.0 5.8

DUCTED - FDUM-VH SERIES				
	FDUMI50	FDUM50VH	INDOOR UNIT (CONTROLLER NOT INCLUDED)	5.0 5.4


FOUR WAY COMPACT CEILING CASSETTES				
	FDTCI25	FDTC25VH1	INDOOR UNIT	2.5 3.4
	TCPSAE5AWE	TC-PSAE-5AW-E	PANEL	
	FDTCI35	FDTC35VH1	INDOOR UNIT	3.5 4.5
	TCPSAE5AWE	TC-PSAE-5AW-E	PANEL	

Outdoor Unit	Max. number of Indoor Units	Min. connection capacity (kW)	Max. connection capacity (kW)
SCMO40W	2	4.0	6.0
SCMO45W	2	4.5	7.0
SCMO50W	2 to 3	4.0	8.5
SCMO60W	2 to 3	4.0	11.0
SCMO71W	2 to 4	7.0	12.5
SCMO80W	2 to 4	8.0	13.5
SCMO100W*	2 to 5	9.0	16.0

* SCMO100W has limitations when connecting to 2 or 5 indoor units. Please contact your local branch for combination limitations. No limitations apply when connecting 3 or 4 units.

SEE PAGE 44 FOR CONTROLLER OPTIONS AND OTHER ACCESSORIES

MITSUBISHI FDTC SERIES



CODE	MODEL	PIPE SIZE		kW COOL HEAT	
4 WAY CASSETTE - COMPACT - SINGLE PHASE - R32 <i>PANEL 620 x 620</i>					
FDTCI25	FDTC25VH1	INDOOR			
AVAO25	SRC25ZSA-W	OUTDOOR	6.35 (¼) / 12.70 (½)	2.5	3.4
TCPSAE5AWE	TC-PSAE-5AW-E	PANEL (HONEYCOMB)			
FDTCI35	FDTC35VH1	INDOOR			
AVAO35	SRC35ZSA-W	OUTDOOR	6.35 (¼) / 12.70 (½)	3.5	4.5
TCPSAE5AWE	TC-PSAE-5AW-E	PANEL (HONEYCOMB)			
FDTCI50	FDTC50VH	INDOOR			
AVAO50	SRC50ZSXA-W	OUTDOOR	6.35 (¼) / 12.70 (½)	5.0	5.4
TCPSAE5AWE	TC-PSAE-5AW-E	PANEL (HONEYCOMB)			
FDTCI60	FDTC60VH	INDOOR			
AVAO60	SRC60ZSXA-W	OUTDOOR	6.35 (¼) / 12.70 (½)	5.6	6.7
TCPSAE5AWE	TC-PSAE-5AW-E	PANEL (HONEYCOMB)			



ALTERNATIVE PANEL OPTION



TCPSAGE5AWE TC-PSAGE-5AW-E PANEL (GRID)

FDTC - 4 WAY COMPACT CASSETTE

At only 270mm in height and weighing just 16.5kg, the FDTC series offers one of the most compact ceiling cassette designs on the market.

Combined with the built-in 600mm drain pump, this allows for a convenient and flexible installation.

The Clean Air Function, which traps and removes air borne dust and allergens, and the ability to set the direction of each individual louvre provides users with a personalised experience and healthy indoor air quality.

FEATURES

- Compact design
- Individual louvre control
- Clean Air technology
- Automatic operation mode control
- Sleep timer
- 600mm built-in drain pump



TCPSAGE5AWE (GRID)



TCPSAE5AWE (HONEYCOMB)

SEE PAGE 44 FOR CONTROLLER OPTIONS AND OTHER ACCESSORIES

MITSUBISHI FDT SERIES

CODE	MODEL	PIPE SIZE	kW COOL HEAT	
BASE MODEL - CASSETTE HEAT PUMP - SINGLE PHASE - R32				
		PANEL 950 x 950		



FDTI100	FDT100VH	INDOOR 3/8" TO 1/4" REDUCER REQUIRED (SEE PAGE 37)		
FDCO100BW	FDC100VNP-W	OUTDOOR*	6.35 (1/4) / 15.88 (5/8)	10.0 10.0
TPSAE5BW	T-PSAE-5BW-E	PANEL 'FINE SNOW'		

*OUTDOOR NOT DRED ENABLED - MAX 30m PIPE RUN

CASSETTE HEAT PUMP - SINGLE PHASE- R32 PANEL 950 x 950				
---	--	--	--	--



FDTI60	FDT60VH	INDOOR		
AVAPO60	SRC60ZSXA-W	OUTDOOR	6.35 (1/4) / 12.70 (1/2)	5.6 6.7
TPSAE5BW	T-PSAE-5BW-E	PANEL 'FINE SNOW'		
FDTI71	FDT71VH	INDOOR		
FDCAO71W	FDCA71VNX-W	OUTDOOR	9.52 (3/8) / 15.88 (5/8)	7.1 8.0
TPSAE5BW	T-PSAE-5BW-E	PANEL 'FINE SNOW'		
FDTI100	FDT100VH	INDOOR		
FDCAO100W	FDCA100VNA-W	OUTDOOR	9.52 (3/8) / 15.88 (5/8)	10.0 11.2
TPSAE5BW	T-PSAE-5BW-E	PANEL 'FINE SNOW'		
FDTI125	FDT125VH	INDOOR		
FDCAO125W	FDCA125VNX-W	OUTDOOR	9.52 (3/8) / 15.88 (5/8)	12.5 14.0
TPSAE5BW	T-PSAE-5BW-E	PANEL 'FINE SNOW'		
FDTI140	FDT140VH	INDOOR		
FDCAO140W	FDCA140VNX-W	OUTDOOR	9.52 (3/8) / 15.88 (5/8)	14.0 16.0
TPSAE5BW	T-PSAE-5BW-E	PANEL 'FINE SNOW'		

CASSETTE HEAT PUMP - 3 PHASE - R32 PANEL 950 x 950				
---	--	--	--	--



FDTI100	FDT100VH	INDOOR		
FDCAO100P3W	FDCA100VSA-W	OUTDOOR	9.52 (3/8) / 15.88 (5/8)	10.0 11.2
TPSAE5BW	T-PSAE-5BW-E	PANEL		
FDTI125	FDT125VH	INDOOR		
FDCAO125P3W	FDCA125VSX-W	OUTDOOR	9.52 (3/8) / 15.88 (5/8)	12.5 14.0
TPSAE5BW	T-PSAE-5BW-E	PANEL 'FINE SNOW'		
FDTI140	FDT140VH	INDOOR		
FDCAO140P3W	FDCA140VSX-W	OUTDOOR	9.52 (3/8) / 15.88 (5/8)	14.0 16.0
TPSAE5BW	T-PSAE-5BW-E	PANEL 'FINE SNOW'		

ALTERNATIVE PANEL OPTION				
---------------------------------	--	--	--	--





'SHADOW BLACK' FASCIA PANEL AVAILABLE FOR FDT RANGE


TPSAE5BB	T-PSAE-5BB-E	PANEL 'SHADOW BLACK'
----------	--------------	----------------------


SEE PAGE 44 FOR CONTROLLER OPTIONS AND OTHER ACCESSORIES

CEILING SUSPENDED / FLOOR STANDING


MITSUBISHI FDE SERIES

	CODE	MODEL	PIPE SIZE	kW	
				COOL	HEAT
FDE BASE MODEL - UNDER CEILING HEAT PUMP - R32					
 	FDEI100	FDE100VH	INDOOR 3/8" TO 1/4" Reducer Required (SEE PAGE 37)		
	FDCO100BW	FDC100VNP-W	OUTDOOR*	6.35 (¼) / 15.88 (¾)	10.0 10.0
*OUTDOOR NOT DRED ENABLED - MAX 30m PIPE RUN					

FDE SINGLE PHASE - R32				
	FDEI71	FDE71VH	INDOOR	
	FDCAO71W	FDCA71VNX-W	OUTDOOR	9.52 (¾) / 15.88 (¾) 7.1 8.0
	FDEI100	FDE100VH	INDOOR	
	FDCAO100W	FDCA100VNA-W	OUTDOOR	9.52 (¾) / 15.88 (¾) 10.0 11.2
	FDEI125	FDE125VH	INDOOR	
	FDCAO125W	FDCA125VNX-W	OUTDOOR	9.52 (¾) / 15.88 (¾) 12.5 14.0
	FDEI140	FDE140VH	INDOOR	
	FDCAO140W	FDCA140VNX-W	OUTDOOR	9.52 (¾) / 15.88 (¾) 14.0 16.0

FDE 3 PHASE - R32				
	FDEI100	FDE100VH	INDOOR	
	FDCAO100P3W	FDCA100VSA-W	OUTDOOR	6.35 (¼) / 15.88 (¾) 10.0 11.2
	FDEI125	FDE125VH	INDOOR	
	FDCAO125P3W	FDCA125VSX-W	OUTDOOR	9.52 (¾) / 15.88 (¾) 12.5 14.0
	FDEI140	FDE140VH	INDOOR	
	FDCAO140P3W	FDCA140VSX-W	OUTDOOR	9.52 (¾) / 15.88 (¾) 14.0 16.0








WERA - FLOOR STANDING UNITS

FLOOR STANDING - WERA SERIES - R32				
	SRFI25W	SRF25ZS-W	INDOOR	
	AVAO25	SRC25ZSA-W	OUTDOOR	6.35 (¼) / 9.52 (¾) 2.5 3.4
	SRFI35W	SRF35ZS-W	INDOOR	
	AVAO35	SRC35ZSA-W	OUTDOOR	6.35 (¼) / 9.52 (¾) 3.5 4.5
	SRFI50W	SRF50ZSX-W	INDOOR	
	AVAP050	SRC50ZSXA-W	OUTDOOR	6.35 (¼) / 12.70 (½) 5.0 6.0





SEE PAGE 44 FOR CONTROLLER OPTIONS AND OTHER ACCESSORIES

CODE PART NO.

CONTROLLER OPTIONS (MUST BE ORDERED WITH UNIT)

	RCEXZ3A	RC-EXZ3A	BACK LIT WIRED CONTROLLER 2 WIRE Access extensive service and maintenance data with the easy to use, full dot, LCD back light display wired controller. Use the touch screen to access, change or set all the functions and settings on your split system.
	RCE5	RC-E5	WIRED CONTROLLER 2 WIRE With easy to use functions and a clear LCD display, this controller enables extensive access to service, maintenance and technical data. Set temperatures, timers and run maintenance checks all through this easy to use wired controller.
	RCHE3	RCH-E3	SIMPLE WIRED CONTROLLER 2 WIRE This simple and easy to use wired remote control allows you to set and control the minimum required functions including temperature, fan speed and operation mode. Adjust the settings quickly and easily by tapping on the control panel.
	RCNEE3	RCN-E-E3	INFRARED RECEIVER KIT SUITABLE FOR FDE SERIES
	RCNT5	RCN-T-5BW-E2	WIRELESS REMOTE CONTROLLER SUITABLE FOR FDT SERIES
	RCNTC5	RCN-TC-5AW-E2	WIRELESS REMOTE CONTROLLER SUITABLE FOR FDTC--VH SERIES
	RCNKIT4	RCN-KIT4-E2	INFRARED RECEIVER KIT SUITABLE FOR FDUM / FDUA SERIES

WI-FI ADAPTORS AND OTHER ACCESSORIES


	MHRCWI	MH-RC-WIFI-1B	Wi-Fi ADAPTOR SUITABLE FOR FDU / FDUM / FDUA / FDT / FDE / FDTC SERIES
	MHACWIFI1	MH-AC-WIFI-1	IntesisHome® Wi-Fi ADAPTOR SUITABLE FOR AVANTI, AVANTI PLUS & BRONTE
	ISIRWI	IS-IR-WIFI-1	IntesisHome® Wi-Fi ADAPTOR SUITABLE FOR ZMP SERIES ONLY
	LBT5W	LB-T-5W-E	MOTION SENSOR PANEL The new optional motion sensor regulates temperature settings according to the level of human activity detected in the room. This enables energy saving mode when the human activity is low and will automatically turn the unit off when no activity is detected for 12 hours.

TECO SPLIT SYSTEM- HVHT COMFORT DC INVERTER (R410A)			PIPE SIZE	COOL	HEAT
CODE	MODEL				
TCI25HT	TWS25HVHT	INDOOR			
TCO25HT	TSO25HVHT	OUTDOOR	1/4" x 3/8"	2.40	2.50
TCI32HT	TWS32HVHT	INDOOR			
TCO32HT	TSO32HVHT	OUTDOOR	1/4" x 3/8"	3.20	3.20
TCI50HT	TWS52HVHT	INDOOR			
TCO50HT	TSO52HVHT	OUTDOOR	1/4" x 3/8"	5.25	5.40
TCI70HT	TWS71HVHT	INDOOR			
TCO70HT	TSO71HVHT	OUTDOOR	1/4" x 5/8"	7.15	7.40
TCI80GT	TWS80HVGT	INDOOR (WHILE STOCKS LAST)			
TCO80GT	TSO80HVGT	OUTDOOR	3/8" x 5/8"	7.80	8.00




WI-FI CONNECTIVITY
 DOWNLOAD APP TO CONTROL
 INDOOR UNIT REMOTELY WITH
 A SMART DEVICE.


TECO AIR CURTAIN - COOLING ONLY WHILE STOCKS LAST				L/s
	AC9425	PNN-K340YA1	COOLING ONLY 900 WIDE (WHILE STOCK LAST)	425

TECO AIR CURTAIN - COOLING ONLY				M ³ /h	L/s
	TAC94	TAC9004RC	900 WIDE, 3.5-4.5m BLOW	1020	283
	TAC124	TAC12004RC	1200 WIDE, 3.5-4.5m BLOW	1360	377
	TAC95	TAC9005RC	900 WIDE, 4.5-5m BLOW	1260	350
	TAC125	TAC12005RC	1200 WIDE, 4.5-5m BLOW	1680	466
	TAC185	TAC18005RC	1800 WIDE, 4.5-5m BLOW	2520	700

INCLUDES REMOTE

TECO REVERSE CYCLE - ROOM A/C (R32)				SIZE HxW	COOL	HEAT
	TECO22HF	TWW22HFWDG	WINDOW/WALL R32 - R/CYCLE	375x560	2.20	1.94
	TECO27HF	TWW27HFWDG	WINDOW/WALL R32 - R/CYCLE	375x560	2.67	2.47
	TECO40HF	TWW40HFWDG	WINDOW/WALL R32 - R/CYCLE	428x660	3.90	3.57
	TECO53HF	TWW53HFWDG	WINDOW/WALL R32 - R/CYCLE	428x660	5.27	4.86
	TECO60HF	TWW60HFWDG	WINDOW/WALL R32 - R/CYCLE	428x660	6.01	5.68
ALL MODELS INCLUDE REMOTE CONTROLLER AND WI-FI CONNECTIVITY.						

ALL MODELS INCLUDE REMOTE CONTROLLER AND WI-FI CONNECTIVITY.

TECO COOLING ONLY - ROOM A/C (R32)				SIZE HxW	COOL
	TECO16CF *	TWW16CFDG	WINDOW/WALL R32 - COOL ONLY	350x450	1.62
	TECO22CF	TWW22CFWDG	WINDOW/WALL R32 - COOL ONLY	375x560	2.23
	TECO27CF	TWW27CFWDG	WINDOW/WALL R32 - COOL ONLY	375x560	2.77
	TECO40CF	TWW40CFWDG	WINDOW/WALL R32 - COOL ONLY	428x660	3.90
	TECO53CF	TWW53CFWDG	WINDOW/WALL R32 - COOL ONLY	428x660	5.34
	TECO60CF	TWW60CFWDG	WINDOW/WALL R32 - COOL ONLY	428x660	6.07

2.2kW - 6.0kW MODELS COME WITH A REMOTE CONTROLLER AND WI-FI CONNECTIVITY.
 *TECO16CF IS MANUALLY CONTROLLED.

	CODE	MODEL		AIRFLOW	M ³ /h
HONEYWELL PORTABLE EVAPORATIVE					

Honeywell



HCL40	CL40PM	40 LTR INDOOR / OUTDOOR (3 SP)	1800
HCL60	CL60PM	60 LTR INDOOR / OUTDOOR (3 SP)	2610

BONAIRE PORTABLE EVAPORATIVE					
------------------------------	--	--	--	--	--

 **BONAIRE**



NEW!

BPC10	CDU6260010	Crown[®] 10i 10L WATER CAPACITY (FOR ROOMS UP TO 27m ³)
-------	------------	---



BPD12	CDU6260020	DiET[®] 12i 3 SPEED, 12L WATER CAPACITY (FOR ROOMS UP TO 28m ³)
-------	------------	---

BPD22	CDU6260030	DiET[®] 22i 3 SPEED, 22L WATER CAPACITY (FOR ROOMS UP TO 42m ³)
-------	------------	---

BPD35	CDU6260040	DiET[®] 35i 3 SPEED, 35L WATER CAPACITY (FOR ROOMS UP TO 50m ³)
-------	------------	---



BPW56	CDU6260035	winter[®] i WINTER i PORTABLE EVAPORATIVE COOLER 3 SPEED, 56L WATER CAPACITY (FOR ROOMS UP TO 119m ³)
-------	------------	--



NEW!

BPD125	CDU6260036	Durango 125i DURANGO 125i PORTABLE EVAPORATIVE COOLER LARGE 125L WATER CAPACITY (COOLS AREAS UP TO 250m ³)
--------	------------	--

COOLBREEZE MOBILE COOLER				L/s
--------------------------	--	--	--	-----

COOL BREEZE



M240B	M240WCU	WHEELIE COOL' MOBILE UNIT - BLUE FOR FACTORY USE (INC FRAME & CASTORS)	3000
M240R	M240WCR	WHEELIE COOL' MOBILE UNIT - RED FOR OUTDOOR USE (INC FRAME & CASTORS)	3000

CODE MODEL

A12 SERIES

EOH7A EOA20AR 2.0kW INFRARED OUTDOOR RADIANT HEATER, 742 x 110 x 139mm

- Includes remote control with 3 heat settings and standby mode
- Adjustable timer allows automatic turn off up to 13 hours
- Corrosion resistant aluminium alloy casing
- #304 Stainless Steel ceiling bracket included for wall or ceiling mounting
- Suitable for outdoor or indoor, IP65 Waterproof rated



ZERO LIGHT SERIES

EOH15 EOA24R 2.4kW INFRARED OUTDOOR RADIANT HEATER, 1505 x 177 x 100mm

- Includes remote control with 3 heat settings and standby mode
- Adjustable timer allows automatic turn off between 1-3 hours
- Corrosion resistant aluminium alloy casing
- Aluminium alloy heating plate, with ceramic infrared coating
- Angle adjustable wall bracket made from 304 Stainless steel
- Suitable for outdoor or indoor, IP65 Waterproof rated



CERAMIC GLASS SERIES

EOH7G EOA20GR 2.0kW INFRARED CERAMIC OUTDOOR RADIANT HEATER, 742 x 110 x 139mm

EOH90 EOA22GR 2.2kW INFRARED CERAMIC OUTDOOR RADIANT HEATER, 900 x 170 x 80mm

EOH30 EOA30GR 3.0kW INFRARED CERAMIC OUTDOOR RADIANT HEATER, 1290 x 170 x 78mm (15 AMP)

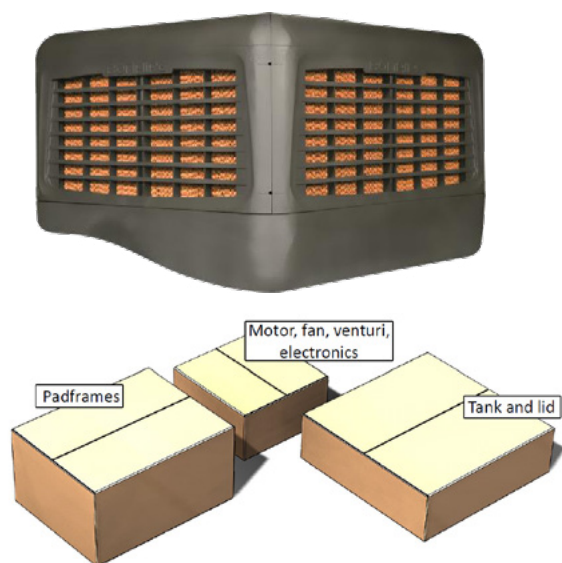
- Includes remote control with 3 heat settings and standby mode
- Adjustable timer allows automatic turn off between 1-3 hours
- Corrosion resistant aluminium alloy casing
- 304 Stainless steel recessed ceiling bracket
- Suitable for outdoor or indoor, IP65 Waterproof rated



SUMMERBREEZE

CODE	MODEL		WATTS
SUMMERBREEZE FLAT PACKS			
SBB800G	6070033GYFP	BONAIRE SBB 800 GREY	600w
SBB800R	6070033RDFP	BONAIRE SBB 800 RED	600w
SBB800B	6070033BEFP	BONAIRE SBB 800 BEIGE	600w
SBB950G	6070037GYFP	BONAIRE SBB 950 GREY	750w
SBB950R	6070037RDFP	BONAIRE SBB 950 RED	750w
SBB950B	6070037BEFP	BONAIRE SBB 950 BEIGE	750w
SBB1200G	6070039GYFP	BONAIRE SBB 1200 GREY	950w
SBB1200R	6070039RDFP	BONAIRE SBB 1200 RED	950w
SBB1200B	6070039BEFP	BONAIRE SBB 1200 BEIGE	950w

CONTROLLER NOT INCLUDED, MUST BE ORDERED SEPARATELY



- Controller must be ordered separately
- Colours available: Beige / Grey / Red
- Fits droppers 550 x 550, 650 x 550, 800 x 550
- Flat-Pack kits for easy installation
- Includes new submersible water pump
- Includes H2Optimiser Water Management System.

H2Optimiser



CONTROLLERS & ACCESSORIES (MUST BE ORDERED WITH UNIT)



BSDC CAX6061670 SLIMLINE MANUAL DIGITAL CONTROL INCLUDES LOOM



BNUWCN HAX10003572 HARDWIRED PREMIUM NAVIGATOR CONTROL



BWIFIK HAX5431950 MY CLIMATE Wi-Fi KIT

BEDS55 CAX6001343 550 x 550 ENVIROSEAL DUCT SHUTTER

BEDS80 CAX6021344 800 x 550 ENVIROSEAL DUCT SHUTTER

INTEGRA® II & PINNACLE™

INTEGRA® II



Includes Submersible Pump, Diverter Valve Water Management System & Smart Humidity control.

CODE	PART NO.	MODEL	COLOUR	SIZE
VSS55BEN	CRE6070055BE	VSS55	BEIGE	SMALL
VSS55GYN	CRE6070055GY	VSS55	GREY	SMALL
VSS55RDN	CRE6070055RD	VSS55	TERRACOTTA	SMALL
VSM65BEN	CRE6070065BE	VSM65	BEIGE	MEDIUM
VSM65GYN	CRE6070065GY	VSM65	GREY	MEDIUM
VSM65RDN	CRE6070065RD	VSM65	TERRACOTTA	MEDIUM
VSL75BEN	CRE6070075BE	VSL75	BEIGE	LARGE
VSL75GYN	CRE6070075GY	VSL75	GREY	LARGE
VSL75RDN	CRE6070075RD	VSL75	TERRACOTTA	LARGE

CONTROLLER NOT INCLUDED, MUST BE ORDERED SEPARATELY

PINNACLE™



Includes Submersible Pump, Diverter Valve Water Management System & Smart Humidity control.

PEM180BEN	CRE6070180BE	PEM180	BEIGE	MEDIUM
PEM180GYN	CRE6070180GY	PEM180	GREY	MEDIUM
PEM180RDN	CRE6070180RD	PEM180	TERRACOTTA	MEDIUM
PEL200BEN	CRE6070200BE	PEL200	BEIGE	LARGE
PEL200GYN	CRE6070200GY	PEL200	GREY	LARGE
PEL200RDN	CRE6070200RD	PEL200	TERRACOTTA	LARGE

CONTROLLER NOT INCLUDED, MUST BE ORDERED SEPARATELY

CODE PART NO.

CONTROLLERS & ACCESSORIES (MUST BE ORDERED WITH UNIT)



BNUWCN HAX10003572 BONAIRE HARDWIRED PREMIUM NAVIGATOR CONTROL WITH HUMIDITY MANAGER
SUITS INTEGRA II & PINNACLE WITH HUMIDITY CONTROL

BNRFUN HAX10003573 BONAIRE RF REMOTE KIT NAVIGATOR CONTROL WITH HUMIDITY MANAGER
SUITS INTEGRA II & PINNACLE WITH HUMIDITY CONTROL



BSDC CAX6061670 SLIMLINE MANUAL DIGITAL CONTROL INCLUDES LOOM
SUITS INTEGRA II ONLY



BWIFIK HAX5431950 MY CLIMATE Wi-Fi KIT

ezycool SERIES

ezycool SERIES



CODE	COLOUR	AIRFLOW L/S	MOTOR
EMD095G	GREY	1810	600 W
EMD095R	RED	1810	600 W
EMD095B	BEIGE	1810	600 W
EMD125G	GREY	1980	600 W
EMD125R	RED	1980	600 W
EMD125B	BEIGE	1980	600 W
EMD160G	GREY	2200	750 W
EMD160R	RED	2200	750 W
EMD160B	BEIGE	2200	750 W
EMD195G	GREY	2770	1000 W
EMD195R	RED	2770	1000 W
EMD195B	BEIGE	2770	1000 W

EM CONTROLLER INCLUDED

- Down Discharge
- Celdek Pads - E095 & E125 75mm thick, E160 & E195 100mm thick
- Bleed off only - No drain valve
- Ease of installation with "flatpack" assembly
- EM Controller included



ACCESSORIES (MUST BE ORDERED WITH UNIT)



ED ezycool WATER DRAIN SYSTEM



EW ezycool 4 SEASON WEATHERSEAL (NO EXHAUST)

HERITAGE SERIES

HERITAGE SERIES



- CONTROLLER NOT INCLUDED
- Down Discharge
- Celdek Pads
D095-D125 75mm thick
D160-D255 100mm thick
- Ease of installation with
"FLATPACK" assemble
-

CODE	COLOUR	AIRFLOW L/S	MOTOR
------	--------	-------------	-------

D095Y	GREY	1950	600 W
D095R	RED	1950	600 W
D095B	BEIGE	1950	600 W
D095N	GREEN	1950	600 W
D095E	BLACK	1950	600 W
D125Y	GREY	2120	600 W
D125R	RED	2120	600 W
D125B	BEIGE	2120	600 W
D125N	GREEN	2120	600 W
D125E	BLACK	2120	600 W
D160Y	GREY	2350	750 W
D160R	RED	2350	750 W
D160B	BEIGE	2350	750 W
D160N	GREEN	2350	750 W
D160E	BLACK	2350	750 W
D195Y	GREY	2810	1000 W
D195R	RED	2810	1000 W
D195B	BEIGE	2810	1000 W
D195N	GREEN	2810	1000 W
D195E	BLACK	2810	1000 W
D230Y	GREY	2910	1000 W
D230R	RED	2910	1000 W
D230B	BEIGE	2910	1000 W
D230N	GREEN	2910	1000 W
D230E	BLACK	2910	1000 W
D255Y	GREY	3000	1000 W
D255R	RED	3000	1000 W
D255B	BEIGE	3000	1000 W
D255N	GREEN	3000	1000 W
D255E	BLACK	3000	1000 W

CONTROLLER NOT INCLUDED, MUST BE ORDERED SEPARATELY

CONTROLLERS (MUST BE ORDERED WITH UNIT)



QM

QM - MANUAL CONTROLLER
10 SPEED SETTINGS, FAN ONLY OR COOL MODES, EXHAUST MODE & SELF CLEANING CYCLE



QA

QA - AUTO CONTROLLER
100 SPEED SETTINGS, AUTO TEMP CONTROL, AUTO TIMER, PRE & POST WASH CYCLE AND PRE COOL FUNCTION

ACCESSORIES (MUST BE ORDERED WITH UNIT)



UA040

4 SEASONS WEATHERSEAL
SUITS EXHAUST MODE



UA20A

20mm DRAIN ADAPTOR



UAKEC

KEYPAD EXTENSION CABLE 10m

HERITAGE SERIES - MAXIMA INVERTER

HERITAGE SERIES - MAXIMA INVERTER



- CONTROLLER NOT INCLUDED
- Down Discharge
- Celdek Pads
MD095-MD125 75mm thick
MD160-MD255 100mm thick
- Ease of installation with "FLATPACK" assemble

MAXIMA
INVERTER COOLING

CODE	COLOUR	AIRFLOW L/S	MOTOR
MD095Y	GREY	1950	600 W
MD095R	RED	1950	600 W
MD095B	BEIGE	1950	600 W
MD095N	GREEN	1950	600 W
MD095E	BLACK	1950	600 W
MD125Y	GREY	2120	600 W
MD125R	RED	2120	600 W
MD125B	BEIGE	2120	600 W
MD125N	GREEN	2120	600 W
MD125E	BLACK	2120	600 W
MD160Y	GREY	2350	750 W
MD160R	RED	2350	750 W
MD160B	BEIGE	2350	750 W
MD160N	GREEN	2350	750 W
MD160E	BLACK	2350	750 W
MD195Y	GREY	2810	1000 W
MD195R	RED	2810	1000 W
MD195B	BEIGE	2810	1000 W
MD195N	GREEN	2810	1000 W
MD195E	BLACK	2810	1000 W
MD230Y	GREY	2910	1000 W
MD230R	RED	2910	1000 W
MD230B	BEIGE	2910	1000 W
MD230N	GREEN	2910	1000 W
MD230E	BLACK	2910	1000 W
MD255Y	GREY	3000	1000 W
MD255R	RED	3000	1000 W
MD255B	BEIGE	3000	1000 W
MD255N	GREEN	3000	1000 W
MD255E	BLACK	3000	1000 W

CONTROLLER NOT INCLUDED, MUST BE ORDERED SEPARATELY

CONTROLLERS (MUST BE ORDERED WITH UNIT)



QM

QM - MANUAL CONTROLLER
10 SPEED SETTINGS, FAN ONLY OR COOL MODES, EXHAUST MODE & SELF CLEANING CYCLE



QA

QA - AUTO CONTROLLER
100 SPEED SETTINGS, AUTO TEMP CONTROL, AUTO TIMER, PRE & POST WASH CYCLE AND PRE COOL FUNCTION

ACCESSORIES (MUST BE ORDERED WITH UNIT)



UA040

4 SEASONS WEATHERSEAL
SUITS EXHAUST MODE



UA20A

20mm DRAIN ADAPTOR



UAKEC

KEYPAD EXTENSION CABLE 10m

CASCADE SERIES

CASCADE SERIES



- CONTROLLER NOT INCLUDED
- Down Discharge
- Celdek Pads
C125 75mm thick
C160-C240 100mm thick
- Ease of installation with
"FLATPACK" assemble
-

CODE	COLOUR	AIRFLOW L/S	MOTOR
C125Y	GREY	2070	600 W
C125R	RED	2070	600 W
C125B	BEIGE	2070	600 W
C125N	GREEN	2070	600 W
C125E	BLACK	2070	600 W
C160Y	GREY	2330	750 W
C160R	RED	2330	750 W
C160B	BEIGE	2330	750 W
C160N	GREEN	2330	750 W
C160E	BLACK	2330	750 W
C205Y	GREY	2860	1000 W
C205R	RED	2860	1000 W
C205B	BEIGE	2860	1000 W
C205N	GREEN	2860	1000 W
C205E	BLACK	2860	1000 W
C240Y	GREY	2990	1000 W
C240R	RED	2990	1000 W
C240B	BEIGE	2990	1000 W
C240N	GREEN	2990	1000 W
C240E	BLACK	2990	1000 W

CONTROLLER NOT INCLUDED, MUST BE ORDERED SEPARATELY

CONTROLLERS (MUST BE ORDERED WITH UNIT)



QM

QM - MANUAL CONTROLLER
10 SPEED SETTINGS, FAN ONLY OR COOL MODES, EXHAUST MODE & SELF CLEANING CYCLE



QA

QA - AUTO CONTROLLER
100 SPEED SETTINGS, AUTO TEMP CONTROL, AUTO TIMER, PRE & POST WASH CYCLE AND PRE COOL FUNCTION

ACCESSORIES (MUST BE ORDERED WITH UNIT)



UA040

4 SEASONS WEATHERSEAL
SUITS EXHAUST MODE



UA20C

20mm DRAIN ADAPTOR



UAKEC

KEYPAD EXTENSION CABLE 10m

CASCADE SERIES - MAXIMA INVERTER

CASCADE SERIES - MAXIMA INVERTER



- CONTROLLER NOT INCLUDED
- Down Discharge
- Celdek Pads
MC125 75mm thick
MC160-MC240 100mm thick
- Ease of installation with "FLATPACK" assemble

MAXIMA
INVERTER COOLING

CODE	COLOUR	AIRFLOW L/S	MOTOR
MC125Y	GREY	2070	600 W
MC125R	RED	2070	600 W
MC125B	BEIGE	2070	600 W
MC125N	GREEN	2070	600 W
MC125E	BLACK	2070	600 W
MC160Y	GREY	2330	750 W
MC160R	RED	2330	750 W
MC160B	BEIGE	2330	750 W
MC160N	GREEN	2330	750 W
MC160E	BLACK	2330	750 W
MC205Y	GREY	2860	1000 W
MC205R	RED	2860	1000 W
MC205B	BEIGE	2860	1000 W
MC205N	GREEN	2860	1000 W
MC205E	BLACK	2860	1000 W
MC240Y	GREY	2990	1000 W
MC240R	RED	2990	1000 W
MC240B	BEIGE	2990	1000 W
MC240N	GREEN	2990	1000 W
MC240E	BLACK	2990	1000 W

CONTROLLER NOT INCLUDED, MUST BE ORDERED SEPARATELY

CONTROLLERS (MUST BE ORDERED WITH UNIT)



QM

QM - MANUAL CONTROLLER
10 SPEED SETTINGS, FAN ONLY OR COOL MODES, EXHAUST MODE & SELF CLEANING CYCLE



QA

QA - AUTO CONTROLLER
100 SPEED SETTINGS, AUTO TEMP CONTROL, AUTO TIMER, PRE & POST WASH CYCLE AND PRE COOL FUNCTION

ACCESSORIES (MUST BE ORDERED WITH UNIT)



UA040

4 SEASONS WEATHERSEAL
SUITS EXHAUST MODE



UA20C

20mm DRAIN ADAPTOR



UAKEC

KEYPAD EXTENSION CABLE 10m

BRIVIS AD SERIES

CODE	MODEL	COLOUR	M ² *XLE	M ² *LE
------	-------	--------	---------------------	--------------------

AD SERIES



AD SERIES WITH DUMP VALVE

AD66D	AD66 DUMP	BEIGE	183m ²	218m ²
AD86D	AD86 DUMP	BEIGE	212m ²	253m ²



AD SERIES - BAL + (COMPLIES WITH AS 3959-2009 TO BUSHFIRE ATTACK LEVEL 29)

AD56DBAL	AD56 DUMP BAL	BEIGE	154m ²	184m ²
AD66DBAL	AD66 DUMP BAL	BEIGE	163m ²	195m ²

CELDEK PADS
DOWN DISCHARGE

CONTROLLER NOT INCLUDED, MUST BE ORDERED SEPARATELY

CONTROLLERS & ACCESSORIES (MUST BE ORDERED WITH UNIT)



BNC7	CNTRLNC7TOUCH	NC-7 NETWORKER CONTROL
------	---------------	------------------------



BNC6	CNTRLNC6	NC-6 NETWORKER CONTROL
------	----------	------------------------



BMC	CNTRLCLRMAN	MANUAL CONTROLLER
-----	-------------	-------------------



BEC	CNTRLCLRPROG	ELECTRONIC CONTROL (INCLUDES LOOM)
-----	--------------	---------------------------------------


WIFINBW2	CNTRLWIFINBW2	WIFI MODULE NETWORKER
BDPC	DECORCHAR	DÉCOR PANELS, CHARCOAL (AD66 ONLY)
BDPT	DECORTERRA	DÉCOR PANELS, TERRA (AD66 ONLY)
BDPB	DECORBEIGE	DÉCOR PANELS, BEIGE (AD66 ONLY)
BDT5580	DROPTTRANS650	DROPPER TRANS 650sq to 550x800
BWS5555	SEALAD550550	WINTER SEAL, 550 x 550 (AD56)
BWS5580	SEALAD550800	WINTER SEAL, 550 x 800 (AD66 AD76 AD86)
BWS6565	SEALAD650650	WINTER SEAL, 650 x 650 (AD66 AD76 AD86)

* **LE** factor is used for a house of standard construction with insulated ceilings and walls.

* **XLE** factor is used for a house with poor insulation, large area of glass or in an exposed position.




Conditioned area based on ceiling height of 2.6m in Adelaide

RINNAI 'AS' SERIES

	CODE	MODEL	COLOUR	M ² *XLE	M ² *LE
TRADITIONAL 'AS' SERIES					
	AS30BG	AS SERIES 30	BEIGE	115m ²	138m ²
	AS30CH	AS SERIES 30	CHARCOAL	115m ²	138m ²
	AS30TR	AS SERIES 30	TERRA RED	115m ²	138m ²
	AS40BG	AS SERIES 40	BEIGE	130m ²	155m ²
	AS40CH	AS SERIES 40	CHARCOAL	130m ²	155m ²
	AS40TR	AS SERIES 40	TERRA RED	130m ²	155m ²
	AS50BG	AS SERIES 50	BEIGE	144m ²	172m ²
	AS50CH	AS SERIES 50	CHARCOAL	144m ²	172m ²
	AS50TR	AS SERIES 50	TERRA RED	144m ²	172m ²
	AS60BG	AS SERIES 60	BEIGE	159m ²	189m ²
	AS60CH	AS SERIES 60	CHARCOAL	159m ²	189m ²
	AS60TR	AS SERIES 60	TERRA RED	159m ²	189m ²
<p>INCLUDES DUMP VALVE & MOTORISED WINTER SEAL</p> <p>CELDEK PADS DOWN DISCHARGE</p>	AS70BG	AS SERIES 70	BEIGE	173m ²	207m ²
	AS70CH	AS SERIES 70	CHARCOAL	173m ²	207m ²
	AS70TR	AS SERIES 70	TERRA RED	173m ²	207m ²
	AS80BG	AS SERIES 80	BEIGE	197m ²	235m ²
	AS80CH	AS SERIES 80	CHARCOAL	197m ²	235m ²
	AS80TR	AS SERIES 80	TERRA RED	197m ²	235m ²

CONTROLLER NOT INCLUDED, MUST BE ORDERED SEPARATELY

CONTROLLERS & ACCESSORIES (MUST BE ORDERED WITH UNIT)

	RMC	ECMC1	MANUAL CONTROL
	RNC6	ECNC1	NC-6 NETWORKER CONTROL
	RNC7	RCNTRLNC7TOUCH	NC-7 NETWORKER CONTROL
	RWS1	ECWS1	SERIES 5 WINTER SEAL
	WIFINBW2	CNTRLWIFINBW2	WIFI MODULE NETWORKER

* **LE** factor is used for a house of standard construction with insulated ceilings and walls.

* **XLE** factor is used for a house with poor insulation, large area of glass or in an exposed position.

Conditioned area based on ceiling height of 2.6m in Adelaide

RINNAI C SERIES

SLIMLINE C SERIES



CODE	MODEL	COLOUR	M ² *XLE	M ² *LE
C30BG	C SERIES 30	BEIGE	125m ²	149m ²
C30CH	C SERIES 30	CHARCOAL	125m ²	149m ²
C30TR	C SERIES 30	TERRA RED	125m ²	149m ²
C40BG	C SERIES 40	BEIGE	149m ²	178m ²
C40CH	C SERIES 40	CHARCOAL	149m ²	178m ²
C40TR	C SERIES 40	TERRA RED	149m ²	178m ²
C50BG	C SERIES 50	BEIGE	173m ²	207m ²
C50CH	C SERIES 50	CHARCOAL	173m ²	207m ²
C50TR	C SERIES 50	TERRA RED	173m ²	207m ²
C60BG	C SERIES 60	BEIGE	183m ²	218m ²
C60CH	C SERIES 60	CHARCOAL	183m ²	218m ²
C60TR	C SERIES 60	TERRA RED	183m ²	218m ²
C70BG	C SERIES 70	BEIGE	192m ²	230m ²
C70CH	C SERIES 70	CHARCOAL	192m ²	230m ²
C70TR	C SERIES 70	TERRA RED	192m ²	230m ²

CONTROLLER NOT INCLUDED, MUST BE ORDERED SEPARATELY

CONTROLLERS & ACCESSORIES (MUST BE ORDERED WITH UNIT)



RNC6 ECNC1 NC-6 NETWORKER CONTROL



RMC ECMC1 MANUAL CONTROL INCLUDES LOOM



RNC7 RCNTRLNC7TOUCH NC-7 NETWORKER CONTROL

WIFINBW2 CNTRLWIFINBW2 WIFI MODULE NETWORKER

RLK ECLK LEVELLING KIT SUITS CONTOUR & PROMINA

* **LE** factor is used for a house of standard construction with insulated ceilings and walls.

* **XLE** factor is used for a house with poor insulation, large area of glass or in an exposed position.

Conditioned area based on ceiling height of 2.6m in Adelaide



CPQ SERIES

CODE	PART NO.	MODEL	COLOUR	CHILLCEL®	kW	AIRFLOW L/s @80Pa
CPQ SERIES						
CPQ450B	212258	CPQ 450	BEIGE	75mm	8.0	1570
CPQ450G	212265	CPQ 450	GREY	75mm	8.0	1570
CPQ450T	212272	CPQ 450	TERRACOTTA	75mm	8.0	1570
CPQ700B	214252	CPQ 700	BEIGE	90mm	9.5	2000
CPQ700G	214269	CPQ 700	GREY	90mm	9.5	2000
CPQ700T	214276	CPQ 700	TERRACOTTA	90mm	9.5	2000
CPQ850B	216256	CPQ 850	BEIGE	75mm	11.8	2560
CPQ850G	216263	CPQ 850	GREY	75mm	11.8	2560
CPQ850T	216270	CPQ 850	TERRACOTTA	75mm	11.8	2560
CPQ110B	218250	CPQ 1100	BEIGE	90mm	13.3	2710
CPQ110G	218267	CPQ 1100	GREY	90mm	13.3	2710
CPQ110T	218274	CPQ 1100	TERRACOTTA	90mm	13.3	2710
CONTROLLER INCLUDED (PACKED INSIDE UNIT)						

- Chillcel® Filter Pads 90mm
- Standard MagIQcool wall controller (packed inside unit)
- Down discharge
- Auto winter seal
- Colours available: Beige, Grey & Terracotta (made to order)



OPTIONAL UPGRADES (MUST BE ORDERED WITH UNIT)

	DV	098432	DRAIN VALVE - TIMED
	MCQW	094298	MagIQtouch CONTROLLER

ACCESSORIES (MUST BE ORDERED WITH UNIT)

COMED	114392	FIREWALL EMBER SCREEN (QTY 4) - CPQ 450-700
COLAR	114408	FIREWALL EMBER SCREEN (QTY 4) - CPQ 850-1100
FWAS	089294	FIREWALL AUTO-SEAL (FITS 550sq DROPPER AS3959 COMPLIANT)

LCQ PARADIGM SERIES

CODE	PART NO.	MODEL	COLOUR	kW	AIRFLOW L/s @80Pa
LCQ PARADIGM SERIES					
LCQ350B	204451	LCQ 350	BEIGE	10.2	1980
LCQ350G	204468	LCQ 350	GREY	10.2	1980
LCQ350T	204475	LCQ 350	TERRACOTTA	10.2	1980
LCQ350H	204482	LCQ 350	HERITAGE GREEN	10.2	1980
LCQ450B	206455	LCQ 450	BEIGE	13.2	2560
LCQ450G	206462	LCQ 450	GREY	13.2	2560
LCQ450T	206479	LCQ 450	TERRACOTTA	13.2	2560
LCQ450H	206486	LCQ 450	HERITAGE GREEN	13.2	2560
LCQ550B	208459	LCQ 550	BEIGE	14.1	2810
LCQ550G	208466	LCQ 550	GREY	14.1	2810
LCQ550T	208473	LCQ 550	TERRACOTTA	14.1	2810
LCQ550H	208480	LCQ 550	HERITAGE GREEN	14.1	2810

CONTROLLER NOT INCLUDED, MUST BE ORDERED SEPARATELY



- Chillcel® Filter Pads 90mm
- Down Discharge
- Autowinter seal & Drain valve (packed inside unit)
- Colours available: Grey, Terracotta, Beige, Heritage Green (made to order)
- Controller not included

CONTROLLER OPTIONS (MUST BE ORDERED WITH UNIT)

	MQCW	094298	MagiQtouch CONTROLLER
	MQRf	118376	MagiQtouch KIT RF
	MQWiFi	118352	MagiQtouch KIT Wi-Fi - MODULE ONLY Also requires MQCW & will need to be ordered separately
	MQRfADD	117911	(ADDITIONAL) MagiQtouch KIT RF

ACCESSORIES (MUST BE ORDERED WITH UNIT)

HOMEKITA	118390	HOMEMAHER BLEED FUNNEL ASSY (AXIAL) Controller not included with unit, need to order MQCW separately
COMED	114392	FIREWALL EMBER SCREEN (QTY 4) SUITS LCQ 250-350
COLAR	114408	FIREWALL EMBER SCREEN (QTY 4) SUITS LCQ 450-550
FWAS	089294	FIREWALL AUTO-SEAL (FITS 550sq DROPPER AS3959 COMPLIANT)

LCQI INVERTAIR SERIES *SuperStealth*



CODE	PART NO.	MODEL	COLOUR	kW	AIRFLOW L/s @80Pa
LCQI INVERTAIR EVAPORATIVE					
LCQI250B	202808	LCQI 250	BEIGE	8.1	1500
LCQI250G	202815	LCQI 250	GREY	8.1	1500
LCQI250T	202822	LCQI 250	TERRACOTTA	8.1	1500
LCQI350B	204802	LCQI 350	BEIGE	9.9	1990
LCQI350G	204819	LCQI 350	GREY	9.9	1990
LCQI350T	204826	LCQI 350	TERRACOTTA	9.9	1990
LCQI450B	206806	LCQI 450	BEIGE	13.5	2620
LCQI450G	206813	LCQI 450	GREY	13.5	2620
LCQI450T	206820	LCQI 450	TERRACOTTA	13.5	2620
LCQI550B	208800	LCQI 550	BEIGE	14.3	3070
LCQI550G	208817	LCQI 550	GREY	14.3	3070
LCQI550T	208824	LCQI 550	TERRACOTTA	14.3	3070

CONTROLLER NOT INCLUDED, MUST BE ORDERED SEPARATELY



- Chillcel® Filter Pads 90mm
- Down Discharge
- Autowinter seal & Drain valve (packed inside unit)
- Colours available: Grey, Terracotta, Beige
- Controller not included

CONTROLLER OPTIONS (MUST BE ORDERED WITH UNIT)

	MQCW	094298	MagiQtouch CONTROLLER Controller not included with unit, must order separately
	MQRf	118376	MagiQtouch KIT RF
	MQWiFi	118352	MagiQtouch KIT Wi-Fi - MODULE ONLY Also requires MQCW & will need to be ordered separately
	MQRfADD	117911	(ADDITIONAL) MagiQtouch KIT RF

ACCESSORIES (MUST BE ORDERED WITH UNIT)

HOMEKITA	118390	HOMEMAHER BLEED FUNNEL ASSY (AXIAL) Controller not included with unit, need to order MQCW separately
COMED	114392	FIREWALL EMBER SCREEN (QTY 4) SUITS LCQI 250-350
COLAR	114408	FIREWALL EMBER SCREEN (QTY 4) SUITS LCQI 450-550
FWAS	089294	FIREWALL AUTO-SEAL (FITS 550sq DROPPER AS3959 COMPLIANT)

LPQI EVOLUTION SERIES



CODE	PART NO.	MODEL	COLOUR	kW	AIRFLOW L/s @80Pa
LPQI EVOLUTION SERIES					
LPQI250B	202341	LPQI 250	BEIGE	8.4	1510
LPQI250G	202358	LPQI 250	GREY	8.4	1510
LPQI250T	202365	LPQI 250	TERRACOTTA	8.4	1510
LPQI250H	202372	LPQI 250	HERITAGE GREEN	8.4	1510
LPQI350B	204345	LPQI 350	BEIGE	10.4	2010
LPQI350G	204352	LPQI 350	GREY	10.4	2010
LPQI350T	204369	LPQI 350	TERRACOTTA	10.4	2010
LPQI350H	204376	LPQI 350	HERITAGE GREEN	10.4	2010
LPQI450B	206349	LPQI 450	BEIGE	11.8	2390
LPQI450G	206356	LPQI 450	GREY	11.8	2390
LPQI450T	206363	LPQI 450	TERRACOTTA	11.8	2390
LPQI450H	206370	LPQI 450	HERITAGE GREEN	11.8	2390
LPQI550B	208343	LPQI 550	BEIGE	13.2	2850
LPQI550G	208350	LPQI 550	GREY	13.2	2850
LPQI550T	208367	LPQI 550	TERRACOTTA	13.2	2850
LPQI550H	208374	LPQI 550	HERITAGE GREEN	13.2	2850

CONTROLLER NOT INCLUDED, MUST BE ORDERED SEPARATELY

- Chillcel® Filter Pads
- Down Discharge
- Autowinter seal & Drain valve (packed inside unit)
- Colours available: Grey, Terracotta, Beige, Heritage Green (made to order)
- Controller not included




CONTROLLER OPTIONS (MUST BE ORDERED WITH UNIT)


	MQCW	094298	MagiQtouch CONTROLLER Controller not included with unit, must order separately
	MQRf	118376	MagiQtouch KIT RF
	MQWiFi	118352	MagiQtouch KIT Wi-Fi - MODULE ONLY Also requires MQCW & will need to be ordered separately
	MQRfADD	117911	(ADDITIONAL) MagiQtouch KIT RF


ACCESSORIES (MUST BE ORDERED WITH UNIT)


LPQIA	101408	BRAEMAR LPQI ADAPTOR FOR PLASTIC DROPPER
LPQIM	110257	FIREWALL EMBER SCREEN (QTY 4) - LPQI MODELS
FWAS	089294	FIREWALL AUTO-SEAL (FITS 550sq DROPPER AS3959 COMPLIANT)


B SERIES - 1 AND 3 PHASE


	CODE	PART NO.		AIRFLOW L/s	DISCHARGE
Filtercool™ 2 SPEED - SINGLE PHASE					
	B18DC2	CCE3030015	B18 Filtercool™ PADS	2300	DOWN
	B18SC2	CCE3030025	B18 Filtercool™ PADS	2300	SIDE
	B18TC2	CCE3030035	B18 Filtercool™ PADS	2300	TOP
	B23DC2	CCE3040015	B23 Filtercool™ PADS	2800	DOWN
	B23SC2	CCE3040025	B23 Filtercool™ PADS	2800	SIDE
	B23TC2	CCE3040035	B23 Filtercool™ PADS	2800	TOP
	B33DC2	CCE3060015	B33 Filtercool™ PADS	3600	DOWN
	B33SC2	CCE3060025	B33 Filtercool™ PADS	3600	SIDE
	B33TC2	CCE3060035	B33 Filtercool™ PADS	3600	TOP
<i>Controller Included</i>					

Filtercool™ VARIABLE SPEED - SINGLE PHASE					
	B18DCV	CCE3030017	B18 Filtercool™ PADS	2300	DOWN
	B18SCV	CCE3030027	B18 Filtercool™ PADS	2300	SIDE
	B18TCV	CCE3030037	B18 Filtercool™ PADS	2300	TOP
	B23DCV	CCE3040017	B23 Filtercool™ PADS	2800	DOWN
	B23SCV	CCE3040027	B23 Filtercool™ PADS	2800	SIDE
	B23TCV	CCE3040037	B23 Filtercool™ PADS	2800	TOP
<i>Controller Included</i>					

Filtercool™ VARIABLE SPEED - FIRE RATED UNITS			<i>FIRE RETARDANT FILTER PADS, S/STEEL CABINET GRADE 304</i>		
	B18DCFRV	CCE3030017FR	B18 Filtercool™ PADS	2300	DOWN
	B18SCFRV	CCE3030027FR	B18 Filtercool™ PADS	2300	SIDE
	B23DCFRV	CCE3040017FR	B23 Filtercool™ PADS	2800	DOWN
	B23SCFRV	CCE3040027FR	B23 Filtercool™ PADS	2800	SIDE
	B33DCFRV	CCE3060015FR	B33 Filtercool™ PADS	3600	DOWN
	B33SCFRV	CCE3060025FR	B33 Filtercool™ PADS	3600	SIDE
<i>Controller Included</i>					

Filtercool™ 2 SPEED - THREE PHASE					
	B36DC2	CCE3070015	B36 Filtercool™ PADS	4051	DOWN
	B36SC2	CCE3070025	B36 Filtercool™ PADS	4051	SIDE
	B36TC2	CCE3070035	B36 Filtercool™ PADS	4051	TOP

ROOF STANDS					
	RSB18D	CAX2521902	B18 ROOF STAND		DOWN
	RSB23D	CAX2521904	B23 - B33 ROOF STAND		DOWN

DRAIN VALVES					
	SDV	CAX2521330	SALINITY DRAIN VALVE		
	SD	CAX6001331	SUMP DUMP 24V		
	SD24	CAX2521320	NON TIMED DUMP VALVE 240V V/S		

C SERIES - 3 PHASE

	CODE	PART NO.		AIRFLOW L/s	DISCHARGE
Filtercool™ PADS - 2 SPEED					
  <i>Controller Included</i>	700CDC2	CCE2530020	700C Filtercool™ PADS	5500	DOWN
	700CSC2	CCE2530010	700C Filtercool™ PADS	5500	SIDE
	700CTC2	CCE2530030	700C Filtercool™ PADS	5500	TOP
	900CDC2	CCE2550020	900C Filtercool™ PADS	9100	DOWN
	900CSC2	CCE2550010	900C Filtercool™ PADS	9100	SIDE
	900CTC2	CCE2550030	900C Filtercool™ PADS	9100	TOP
	1200CDC2	CCE2560020	1200C Filtercool™ PADS	11850	DOWN
	1200CSC2	CCE2560010	1200C Filtercool™ PADS	11850	SIDE
	1200CTC2	CCE2560030	1200C Filtercool™ PADS	11850	TOP
	1400CDC2	CCE2570020	1400C Filtercool™ PADS	14500	DOWN
	1400CSC2	CCE2570010	1400C Filtercool™ PADS	14500	SIDE
	1400CTC2	CCE2570030	1400C Filtercool™ PADS	14500	TOP
	1500CDC2	CCE2580020	1500C Filtercool™ PADS	15850	DOWN
	1500CSC2	CCE2580010	1500C Filtercool™ PADS	15850	SIDE
	1500CTC2	CCE2580030	1500C Filtercool™ PADS	15850	TOP
	1700CDC2	CCE2590060	1700C Filtercool™ PADS	17050	DOWN
	1700CSC2	CCE2590050	1700C Filtercool™ PADS	17050	SIDE
	1700CTC2	CCE2590070	1700C Filtercool™ PADS	17050	TOP
	1900CDC2	CCE2600060	1900C Filtercool™ PADS	19375	DOWN
	1900CSC2	CCE2600050	1900C Filtercool™ PADS	19375	SIDE
	1900CTC2	CCE2600070	1900C Filtercool™ PADS	19375	TOP

Special options available include: Stainless steel shafts, stainless steel cabinets grade 304, motor and pulley variations, cool -x filter pads, vsd (not fitted)

DRAIN VALVES



SDV	CAX2521330	SALINITY DRAIN VALVE
SD	CAX6001331	SUMP DUMP 24V

SEASONMAKER DF SERIES


SEASONMAKER DF SERIES



DF1V	CDF6300029	DF1 SINGLE FAN	1840	V/S
DF2V	CDF6300030	DF2 DUAL FAN	3670	V/S

Filtercool™ PADS 100mm thick. Standard colour beige.

MODEL D500 (TWIN FAN)

	CODE	PART NO.	AIRFLOW L/s	
SINGLE PHASE				
	D500B	D500B	TWIN FAN UNIT - D500	5650
	MD500B	MD500B	MAXIMA TWIN FAN UNIT - D500	6100
	UAKSKT	UAKSKT	MULTI UNIT CONTROL SYSTEM (MUCS)	
	CONTROLLER NOT INCLUDED, MUST BE ORDERED SEPARATELY (SEE OPTIONS BELOW)			
Large capacity twin fan unit, Beige only, 100mm ECOpads				



TOP DISCHARGE UNITS

			kW
T160B	T160B	TOP DISCHARGE UNIT	12.7
T195B	T195B	TOP DISCHARGE UNIT	15.2
T230B	T230B	TOP DISCHARGE UNIT	16.7
T255B	T255B	TOP DISCHARGE UNIT	17.7
UAMB	UAMB	WALL MOUNTING BRACKET (PAIR)	
UAKSK	UAKSK	MULTI UNIT KEYPAD KIT	

CONTROLLER NOT INCLUDED, MUST BE ORDERED SEPARATELY (SEE OPTIONS BELOW)

*Top discharge unit includes: 550mm square floor mounting base & supply air flexible connector
Available in beige only. T095-125 = 75mm ECOpads, T160-255 = 100mm ECOpads*

MODEL S105 (SIDE DISCHARGE)

SIDE DISCHARGE, 75mm ECOPADS



S105B	S105B	SIDE DISCHARGE UNIT 600w	7.2
UAWR	UAWR	WALL REGISTER KIT 600 x 600mm	
UASWA	UASWA	STUD WALL ADAPTOR	

CONTROLLER NOT INCLUDED, MUST BE ORDERED SEPARATELY (SEE OPTIONS BELOW)

Available in beige only

MODEL S240 (SIDE DISCHARGE)

SIDE DISCHARGE, 100mm ECOPADS



S240B	S240B	SIDE DISCHARGE UNIT 1000w	15.8
UAMB	UAMB	WALL MOUNTING BRACKET (PAIR)	
UAKSK	UAKSK	MULTI UNIT CONTROL SYSTEM (MUCS)	

CONTROLLER NOT INCLUDED, MUST BE ORDERED SEPARATELY (SEE OPTIONS BELOW)

Available in beige only

CONTROLLERS (MUST BE ORDERED WITH UNIT)



QM

QM - MANUAL CONTROLLER

10 SPEED SETTINGS, FAN ONLY OR COOL MODES, EXHAUST MODE & SELF CLEANING CYCLE





QA

QA - AUTO CONTROLLER

100 SPEED SETTINGS, AUTO TEMP CONTROL, AUTO TIMER, PRE & POST WASH CYCLE AND PRE COOL FUNCTION

BRAEMAR - EA SERIES

	CODE	PART NO.	MODEL	AIRFLOW L/s @HIGH SPEED	DISCHARGE
	EA90D	057385	EA 90	1920	DOWN
	EA90S	059389	EA 90	1920	SIDE
	EA120D	064413	EA 120	2550	DOWN
	EA120S	066486	EA 120	2550	SIDE
	EA120T	065328	EA 120	2550	TOP
	EA150D	070278	EA 150	3150	DOWN

VARIABLE SPEED					
	EAQ120SV	066585	EAQ120		SIDE

- Units available in GREY only
- Aspen pads only
- Price includes wall controller (packed inside unit)
- 7 days EX Adelaide lead time
- For EA90 & EA140 top discharge refer to plug connect units on the next page.



NOT SOLD SEPARATELY (MUST BE ORDERED WITH UNIT)

CADK2	098579	AUTO DRAIN KIT Controls salinity in cooler - prevents aging of pads
-------	--------	--

EA MOBILE - MAX SERIES - BASE KIT



EATK	075594	TANK & CORD KIT Suitable for EA120SV units only
------	--------	--

WATER CONDITIONER FOR EVAPORATIVE UNITS




CFWAC6	AC-6	CAREFREE WATER CONDITIONER 19mm BARBED FLOW RATE: 20LIT/MIN, LENGTH: 144mm
--------	------	---

BENEFITS

- Extends cooling pad life by up to 100%
- Reduces white soda deposits
- Slowly removes existing scale deposits
- Extends pump life
- Reduces water slime
- Cheap by comparison to maintenance costs
- DIY install in around 10 minutes
- Australian designed and manufactured



BRAEMAR PLUG CONNECT UNITS - EA SERIES

	CODE	PART NO.		AIRFLOW L/s @HIGH SPEED	DISCHARGE
2 SPEED					
	EAPC90D	057392	EA 90 PLUG CONNECT	1920	DOWN
	EAPC90S	059396	EA 90 PLUG CONNECT	1920	SIDE
	EAPC90T	058191	EA 90 PLUG CONNECT	1920	TOP
	EAPC120D	064420	EA 120 PLUG CONNECT	2550	DOWN
	EAPC120S	066493	EA 120 PLUG CONNECT	2550	SIDE
	EAPC120T	065311	EA 120 PLUG CONNECT	2550	TOP
	EAPC140T	068312	EA 140 PLUG CONNECT (WHILE STOCKS LAST)		TOP

NOT SOLD SEPARATELY (MUST BE ORDERED WITH UNIT)

CADK2	098579	AUTO DRAIN KIT Controls salinity in cooler - prevents aging of pads
-------	--------	--

MOBILE UNIT ASSEMBLED

MOBILE UNIT ASSEMBLED



EAPCM120

MobileMax™ (EA 120 PLUG CONNECT SIDE DISCHARGE)

*Mobile unit rolls to wherever it's needed
A 26 gallon water reservoir allows continuous operation
for up to 8 hours
Can be plumbed to a dedicated water line or connected to
a garden hose
An easy-to-access drain plug makes flushing and cleaning
simple.*

WATER CONDITIONER FOR EVAPORATIVE UNITS



CFWAC6

AC-6

CAREFREE WATER CONDITIONER 19mm BARBED
FLOW RATE: 20LIT/MIN, LENGTH: 144mm

BENEFITS

- Extends cooling pad life by up to 100%
- Reduces white soda deposits
- Slowly removes existing scale deposits
- Extends pump life
- Reduces water slime
- Cheap by comparison to maintenance costs
- DIY install in around 10 minutes
- Australian designed and manufactured



- Units available in GREY only
- Aspen pads only
- Prices include wall control (packed inside unit).

RPA UNITS

CODE	PART NO.	MODEL	AIRFLOW L/s	DISCHARGE
------	----------	-------	-------------	-----------

RPA - 2 SPEED SINGLE PHASE



SINGLE PHASE (ASPEN PADS)

RPA400AD	089796	RPA 400	4100	DOWN
RPA400AS	089810	RPA 400	4100	SIDE
RPA400AT	089824	RPA 400	4100	TOP

SINGLE PHASE (CHILLCEL PADS)

RPA400CD	089803	RPA 400	4100	DOWN
RPA400CS	089817	RPA 400	4100	SIDE
RPA400CT	089831	RPA 400	4100	TOP

RPA - 2 SPEED 3 PHASE



3 PHASE (ASPEN PADS)

RPA450AD	088532	RPA 450	4420	DOWN
RPA450AS	088549	RPA 450	4420	SIDE
RPA450AT	088556	RPA 450	4420	TOP

RPA500AD	088563	RPA 500	4760	DOWN
----------	--------	---------	------	------

3 PHASE (CHILLCEL PADS)

RPA450CD	089838	RPA 450	4420	DOWN
RPA450CS	089845	RPA 450	4420	SIDE
RPA450CT	089852	RPA 450	4420	TOP

RPA500CD	089225	RPA 500	4760	DOWN
----------	--------	---------	------	------

NOT SOLD SEPARATELY (MUST BE ORDERED WITH UNIT)

BADK2	077444	AUTO DRAIN KIT 2 SPEED Controls salinity in cooler - prevents aging of pads
-------	--------	--

ROOF STAND (MUST BE ORDERED WITH UNIT)



RSRPA	134192	ROOF STAND (SUITS RPA400, 450, 500) Includes Brace (P/N 860923)
-------	--------	--



- All units made to order
- Prices include 2 speed control & lifting lugs (P/N 098906)
- Marine grade aluminium cabinets
- 2 speed units only - Centrifugal fan.

RPB UNITS

RPB - 2 SPEED 3 PHASE (CHILLCEL PADS)

CODE	PART NO.	MODEL	AIRFLOW L/s	DISCHARGE
RPB600CD	087115	RPB 600	5860	DOWN
RPB600CS	087139	RPB 600	5860	SIDE
RPB600CT	087153	RPB 600	5860	TOP
RPB700CD	087177	RPB 700	7200	DOWN
RPB700CS	087191	RPB 700	7200	SIDE
RPB700CT	087214	RPB 700	7200	TOP
RPB900CD	087238	RPB 900	8810	DOWN
RPB900CS	087252	RPB 900	8810	SIDE
RPB900CT	087276	RPB 900	8810	TOP
RPB10CD	087290	RPB 1000	9890	DOWN
RPB10CS	087313	RPB 1000	9350	SIDE
RPB10CT	087337	RPB 1000	9890	TOP
RPB12CD	087351	RPB 1200	11470	DOWN
RPB12CS	087375	RPB 1200	11470	SIDE
RPB12CT	087399	RPB 1200	11470	TOP
RPB13CD	087412	RPB 1300	12750	DOWN
RPB13CS	087436	RPB 1300	12750	SIDE
RPB13CT	087450	RPB 1300	12750	TOP
RPB14CD	087474	RPB 1400	14080	DOWN
RPB14CS	087498	RPB 1400	14080	SIDE
RPB14CT	087511	RPB 1400	14080	TOP
RPB15CD	087535	RPB 1500	15050	DOWN
RPB15CS	087559	RPB 1500	15050	SIDE
RPB15CT	087573	RPB 1500	15050	TOP
RPB18CD	087597	RPB 1800	17690	DOWN
RPB18CS	087610	RPB 1800	16300	SIDE
RPB18CT	087634	RPB 1800	17690	TOP



ACCESSORIES NOT SOLD SEPARATELY (MUST BE ORDERED WITH UNIT)

BADK2	077444	AUTO DRAIN KIT 2 SPEED Controls salinity in cooler - prevents aging of pads
-------	--------	--

ROOF STAND (MUST BE ORDERED WITH UNIT)





RSRPB	134215	ROOF STAND (SUITS RPB600 - 1800) Includes Brace (P/N 860923)
-------	--------	---

- All units made to order
- Prices include 2 speed control & lifting lugs (P/N 098906)
- Marine grade aluminium cabinets (powder coated)
- Permatuf louvres
- 2 speed units only - Centrifugal fan
- RPB 1200-1800 is large cabinet.











RPCQi UNITS

	CODE	PART NO.	MODEL	AIRFLOW L/s @80Pa	DISCHARGE
ASPEN PADS					
	RPCQi75DA	074467	RPCQi75	2120	DOWN
	RPCQi75SA	074474	RPCQi75	2070	SIDE
	RPCQi75TA	074481	RPCQi75	2120	TOP
	RPCQi150DA	074498	RPCQi150	2500	DOWN
	RPCQi150SA	074504	RPCQi150	2530	SIDE
	RPCQi150TA	074511	RPCQi150	2500	TOP
<i>Available in Notre Dame Grey cabinet only. All units made to order.</i>					
CONTROLLER NOT INCLUDED, MUST BE ORDERED SEPARATELY					

Chillcel™ PADS					
	RPCQi75DC	074405	RPCQi75	2130	DOWN
	RPCQi75SC	074412	RPCQi75	2130	SIDE
	RPCQi75TC	074429	RPCQi75	2130	TOP
	RPCQi150DC	074436	RPCQi150	2560	DOWN
	RPCQi150SC	074443	RPCQi150	2560	SIDE
	RPCQi150TC	074450	RPCQi150	2560	TOP
<i>Available in Notre Dame Grey cabinet only. All units made to order.</i>					
CONTROLLER NOT INCLUDED, MUST BE ORDERED SEPARATELY					

RPCQi FIRE RATED TO BAL 29					
<i>Available in Notre Dame Grey cabinet only. All units made to order.</i>	RPCQi75FR	074528	RPCQi75DC/HFR	2130	DOWN
	RPCQi150FR	074535	RPCQi150DC/HFR	2560	DOWN

NOT SOLD SEPARATELY (MUST BE ORDERED WITH UNIT)					
	BMMQC	094687	MAGICOOL CONTROLLER		
	MQCW	094298	MagIQtouch CONTROLLER		
	MQRF	118376	MagIQtouch KIT RF		
	MQWIFI	118352	MagIQtouch KIT Wi-Fi - MODULE ONLY Also requires MQCW & will need to be ordered separately		
	MQSA	650890	WALL CONTROL - MANUAL SWITCH ASSEMBLY MagIQtouch compatible		
	MQKFD	116747	MagIQtouch KIT FAN DELAY To delay fan & allow motorised shut off damper to open (240v required) 24v/240v outputs available for damper control.		
	MQAS	094328	MagIQtouch KIT AIR SENSOR Sense air temp from another location (MagIQtouch Controller ONLY)		
	MQKBMS	116808	MagIQtouch KIT BMS MS1		
	MQKBMSM	114750	MagIQtouch KIT BMS MASTER M1		
	BADKVS	073392	WATER MANAGER KIT V/S - NOT FOR FIRE RATED UNITS		

RHINO CHANGEOVER HEATERS NATURAL GAS

CODE	PART NO.		kW
BONAIRE RHINO CHANGEOVER HEATERS NATURAL GAS			
BR203	HGD5440064A	20DD -20kW EXTERNAL NG 3 STAR (DOWN DISCHARGE)	20
BR303	HGD5460064A	30DD -30kW EXTERNAL NG 3 STAR (DOWN DISCHARGE)	30
BR204	HGD5440084A	20DD -20kW EXTERNAL NG 4 STAR (DOWN DISCHARGE)	20
BR304	HGD5460084A	30DD -30kW EXTERNAL NG 4 STAR (DOWN DISCHARGE)	30
BR215	HGD5640022	21DD -21kW EXTERNAL NG 5 STAR (DOWN DISCHARGE)	21
BR305	HGD5660022	30DD -30kW EXTERNAL NG 5 STAR (DOWN DISCHARGE)	30

CONTROLLER NOT INCLUDED, MUST BE ORDERED SEPARATELY (SEE OPTIONS BELOW)

ACCESSORIES (MUST BE ORDERED WITH UNIT)



BRMT HAX5431010 MANUAL THERMOSTAT



BNUWCN HAX10003572 HARDWIRED PREMIUM NAVIGATOR CONTROL

BNRFUN HAX10003573 RF REMOTE KIT NAVIGATOR CONTROL



BWIFIK HAX5431950 MY CLIMATE Wi-Fi KIT

BONAIRE RHINO CHANGEOVER UNIT EXTERNAL ACCESSORIES


BRB203	HAX5540088	BASE BOX (SUITS 20kW/21kW/23kW 3,4,5 & 6 STAR UNITS)
BRB303	HAX5560088	BASE BOX (SUITS 30kW/31kW 3,4,5 & 6 STAR UNITS)
BRF20	HAX5540090	EXTERNAL FLASHINGS (SUIT 20kW, 21kW, 23kW 3, 4, 5 & 6 STAR UNITS)
BRF30	HAX5560090	EXTERNAL FLASHINGS (SUITS 30kW, 31kW 3, 4, 5 & 6 STAR UNITS)

- Bonaire Rhino has been specifically developed to provide a quick easy changeover for many of the old externally installed gas heaters
- Available in 3, 4, 5 and 6 star energy efficiency ratings
- Save on running costs with a more efficient heater
- 4, 5 and 6 star units come standard with predictive logic modulation and auto adjusting room air fan
- Save on installation costs with gas connection and power connections usually in the same location as your old heater
- If the air distribution base box does not need replacing, then the Bonaire Rhino will usually fit on the existing box
- Upgrade your heater thermostat control at the same time to a new Slimline digital thermostat, wall mounted or remote Navigator control. Remote Navigator control will save you the hassle of having to run new cabling from your heater to your thermostat control
- Compatible with My Climate® Wi-Fi® control.



Bonaire
RHINO





MB3 & MB4 STAR NATURAL GAS HEATERS

	CODE	PART NO.		kW
MB3 STAR NATURAL GAS HEATERS				
	MB314I	HGD5430052N	MB3 STAR 3.0 INTERNAL	14
	MB314E	HGD5430062N	MB3 STAR 3.0 EXTERNAL	14
	MB320I	HGD5440052N	MB3 STAR 3.0 INTERNAL	20
	MB320E	HGD5440062N	MB3 STAR 3.0 EXTERNAL	20
	MB325I	HGD5450052A	MB3 STAR 3.0 INTERNAL	25
	MB330I	HGD5460052N	MB3 STAR 3.2 INTERNAL	30
	MB330XI	HGD5460053N	MB3 STAR 3.1 INTERNAL EXTRA AIR	30
	MB330E	HGD5460062N	MB3 STAR 3.2 EXTERNAL	30
	CONTROLLER (MANUAL THERMOSTAT BRMT '5431010') INCLUDED PACKED INSIDE UNIT			

OPTIONAL CONTROLLERS


	BNUWCN	HAX10003572	HARDWIRED PREMIUM NAVIGATOR CONTROL
	BNRFUN	HAX10003573	RF REMOTE KIT NAVIGATOR CONTROL
	BWIFIK	HAX5431950	MY CLIMATE Wi-Fi KIT

MB4 STAR NATURAL GAS HEATERS				
	MB414I	HGD5430072	MB4 STAR 4.0 INTERNAL	14
	MB414E	HGD5430082	MB4 STAR 4.0 EXTERNAL	14
	MB420I	HGD5440072	MB4 STAR 4.5 INTERNAL	20
	MB420XI	HGD5440073	MB4 STAR 4.5 INTERNAL EXTRA AIR	20
	MB420E	HGD5440082	MB4 STAR 4.5 EXTERNAL	20
	MB425I	HGD5450072A	MB4 STAR 4.0 INTERNAL	25
	MB425E	HGD5450082A	MB4 STAR 4.0 EXTERNAL	25
	MB430I	HGD5460072	MB4 STAR 4.4 INTERNAL	30
	MB430XI	HGD5460073	MB4 STAR 4.4 INTERNAL EXTRA AIR	30
	MB430E	HGD5460082	MB4 STAR 4.4 EXTERNAL	30
CONTROLLER NOT INCLUDED, MUST BE ORDERED SEPARATELY (SEE OPTIONS BELOW)				

	BNUWCN	HAX10003572	HARDWIRED PREMIUM NAVIGATOR CONTROL
	BNRFUN	HAX10003573	RF REMOTE KIT NAVIGATOR CONTROL
	BWIFIK	HAX5431950	MY CLIMATE Wi-Fi KIT




ACCESSORIES (MUST BE ORDERED WITH UNIT)			
BFK3	HAX5431915	EXTERNAL FLASHING KIT - SUITS MB3 14, MB3 20, MB4 14, MB4 20, MB5NC 15, MB5NC 21	
BFK4	HAX5661940	EXTERNAL FLASHING KIT - SUITS MB3 30, MB4 25, MB4 30, MB5 21XA, MB5 30	
BRMCC	HAX6061950	MULTIPLE UNIT CONNECTION CABLE - 20m	

MB5 STAR NATURAL GAS HEATERS

	CODE	PART NO.		kW
MB5 STAR NON CONDENSING NATURAL GAS HEATERS				
	MB515	HGD5630020	MB5 STAR 5 INTERNAL EXTERNAL	15
	MB521	HGD5640020	MB5 STAR 5 INTERNAL EXTERNAL	21
	MB530	HGD5660020	MB5 STAR 5 INTERNAL EXTERNAL	30
	MB535	HGD5670020	MB5 STAR 5 INTERNAL ONLY	35
CONTROLLER NOT INCLUDED, MUST BE ORDERED SEPARATELY (SEE OPTIONS BELOW)				

MB5 STAR NON CONDENSING LPG HEATERS				
	MB521L	HGD5640028	MB5 STAR 5 INTERNAL EXTERNAL LPG	21
	MB530L	HGD5660028	MB5 STAR 5 INTERNAL EXTERNAL LPG	30
CONTROLLER NOT INCLUDED, MUST BE ORDERED SEPARATELY (SEE OPTIONS BELOW)				

ACCESSORIES (MUST BE ORDERED WITH UNIT)

	BRMT	HAX5431010	MANUAL THERMOSTAT
	BNUWCN	HAX10003572	HARDWIRED PREMIUM NAVIGATOR CONTROL
	BNRFUN	HAX10003573	RF REMOTE KIT NAVIGATOR CONTROL
	BWIFIK	HAX5431950	MY CLIMATE Wi-Fi KIT
	BFK3	HAX5431915	EXTERNAL FLASHING KIT - SUITS MB3 14, MB3 20, MB4 14, MB4 20, MB5NC 15, MB5NC 21
	BFK4	HAX5661940	EXTERNAL FLASHING KIT - SUITS MB3 30, MB4 25, MB4 30, MB5 21XA, MB5 30
	BRMCC	HAX6061950	MULTIPLE UNIT CONNECTION CABLE - 20m

MB5 5 STAR NC AND MB6 6 STAR EXTERNAL FLUE ACCESSORY KIT FOR EXTERNAL INSTALLATIONS

	MBF15	HAX5641301	EXTERNAL FLUE KIT MB5 & MB6 15kW, 21kW & 23kW
	MBF30	HAX5661301	EXTERNAL FLUE KIT MB5 & MB6 30kW & 31kW

PYROX GAS WALL FURNACE

CODE PART NO.

NEW PYROX POWER FLUED NATURAL GAS WALL FURNACE

BPP30	HWF4720020	30 MJ INBUILT POWER FLUED WALL FURNACE (INCLUDES BRACKETS)
BPP40	HWF4720021	40 MJ INBUILT POWER FLUED WALL FURNACE (INCLUDES BRACKETS)

ACCESSORIES (MUST BE ORDERED WITH UNIT)

BDFK	HAX4701925	DELUXE WALL FURNACE FLUE KIT
BDRR	HAX4721901	DELUXE REAR REGISTER
BDCK76	HAX4721903	DELUXE WALL FURNACE CONSOLE KIT - 1930mm (76")
BDCK38	HAX4721905	DELUXE WALL FURNACE CONSOLE KIT - 965mm (38")
BDRRBP	HAX4721907	DELUXE REAR REGISTER BACKING PANEL





- Choice of two sizes to heat small or large rooms
- Choice of inbuilt or console models
- Stylish slimline cabinet
- Electronic ignition to eliminate the need for wasteful pilot lights
- Simple to operate electronic controls
- Three pre-set temperature settings
- Rear register option to split heating into two rooms
- Cool touch exterior
- Direct replacement for the Vulcan Quasar wall furnace without the need for unattractive infill panel



TQ3 ECOSTAR SERIES 3 STAR

CODE	PART NO.	MODEL	kW
TQ3 NATURAL GAS			
TQ315N	270579	TQ315NG	14.0
TQ320N	270593	TQ320NG	18.0
TQ325N	270630	TQ325NG	23.0
TQ330N	270678	TQ330NG	28.0

CONTROLLER OPTIONS (MUST BE ORDERED WITH UNIT)

	MQCW	094298	MagiQtouch CONTROLLER Controller not included with unit, must order separately
	MQRF	118376	MagiQtouch KIT RF
	MQWIFI	118352	MagiQtouch KIT Wi-Fi - MODULE ONLY Also requires MQCW & will need to be ordered separately
	MQRFADD	117911	(ADDITIONAL) MagiQtouch KIT RF

ACCESSORIES (MUST BE ORDERED WITH UNIT)




TQDIGINT	077284	KIT THERMOSTAT DIGITAL/INTERNAL FLUE
TQDIGEXT	077291	KIT THERMOSTAT DIGITAL/EXTERNAL FLUE
TQTDU	077352	KIT THERMOSTAT DIGITAL UNDERFLOOR
BMINT	077307	KIT THERMOSTAT DIGITAL
TQFINT	075297	KIT INTERNAL FLUE TQ3, TQ4 & TQM5
TQFEXT	075365	KIT EXTERNAL FLUE TQ3 & TQ4
TQUF	075334	KIT UNDERFLOOR FLUE TQ3 & TQ4
BGKH	077420	KIT HEATSHIELD EXTERNAL
BGFG	079073	FLUE GUARD
TQ3F150S	076331	FLASHING 150mm SMALL EXTERNAL (TQ315-325)
TQ3F300S	076348	FLASHING 300mm SMALL EXTERNAL (TQ315-325)
TQ3F150L	076362	FLASHING 150mm LARGE EXTERNAL (TQ330)
TQ3F300L	076386	FLASHING 300mm LARGE EXTERNAL (TQ330)
BGF200	076546	FLASHING 200mm FLUSH EXTERNAL
BGFF	076898	FLASHING 50mm FLUSH EXTERNAL
TQKHW	074993	KIT HIGH WIND TQ 3* AND 4*




- **All accessories must be indicated at time of order**
- Starter collars are supplied inside fan on all extra-air models

TQ4 ECOSTAR SERIES 4 STAR

CODE	PART NO.	MODEL	kW
TQ4 NATURAL GAS			
TQ415N	270715	TQ415NG	14.0
TQ420N	270739	TQ420NG	18.0
TQ4X20N	270753	TQ4X20NG EXTRA AIR	18.0
TQ425N	270777	TQ425NG	23.0
TQ4X25N	270791	TQ4X25NG EXTRA AIR	23.0
TQ430N	270814	TQ430NG	28.0
TQ4X30N	270838	TQ4X30NG EXTRA AIR	28.0
TQ435N	270852	TQ435NG	32.0





CONTROLLER OPTIONS (MUST BE ORDERED WITH UNIT)			
	MQCW	094298	MagiQtouch CONTROLLER Controller not included with unit, must order separately
	MQRf	118376	MagiQtouch KIT RF
	MQWIFI	118352	MagiQtouch KIT Wi-Fi - MODULE ONLY Also requires MQCW & will need to be ordered separately
	MQRfADD	117911	(ADDITIONAL) MagiQtouch KIT RF

ACCESSORIES (MUST BE ORDERED WITH UNIT)			
	MQAS	094328	MagiQtouch KIT AIR SENSOR Sense air temp from another location (MagiQtouch Controller ONLY)
	TQFINT	075297	KIT INTERNAL FLUE
	TQFEXT	075365	KIT EXTERNAL FLUE TQ3 & TQ4
	TQUF	075334	KIT UNDERFLOOR FLUE TQ3 & TQ4
	KZ240	094908	KIT ZONE ENCLOSURE 240v
	KZ24	094915	KIT ZONE ENCLOSURE 24v
	MQMZ	075082	MagiQtouch WITH LOOM (MULTIZONE)
	KZPCBA240	094922	KIT ZONE PCBA 240v *
	KZPCBA24	094939	KIT ZONE PCBA 24v *
	BGKH	077420	KIT HEATSHIELD EXTERNAL
	BGFG	079073	FLUE GUARD
	TQ3F150S	076331	FLASHING 150mm SMALL EXTERNAL (TQ415-425)
	TQ3F300S	076348	FLASHING 300mm SMALL EXTERNAL (TQ415-425)
	TQ3F150L	076362	FLASHING 150mm LARGE EXTERNAL (TQ430-435)
	TQ3F300L	076386	FLASHING 300mm LARGE EXTERNAL (TQ430-435)
	BGF200	076546	FLASHING 200mm FLUSH EXTERNAL
	BGFF	076898	FLASHING 50mm FLUSH EXTERNAL
	TQKHW	074993	KIT HIGH WIND TQ 3* AND 4*

- **All accessories must be indicated at time of order**
- Systems with up to 4 zones always use **Kit Zone PCBA ***
- Systems with 5 or more zones require a additional Kit zone enclosure (094908 or 094915)
- All Extra Air Models are Add-on Cooling Ready
- Starter collars supplied inside fan on all extra-air models







TQM5 ECOSTAR SERIES 5 STAR NON-CONDENSING

CODE	PART NO.	MODEL	kW
TQM5 NATURAL GAS			
TQM516N	270968	TQM516NG	15.9
TQM520N	270975	TQM520NG	20.0
TQM5X20N	270982	TQM5X20NG EXTRA AIR	20.0
TQM530N	271002	TQM530NG	27.8
TQM5X30N	271019	TQM5X30NG EXTRA AIR	27.8
TQM5 UNIVERSAL LPG GAS			
TQM5X20U	271125	TQM5X20U EXTRA AIR	20.0
TQM5X30U	271132	TQM5X30U EXTRA AIR	27.8
CONTROLLER OPTIONS (MUST BE ORDERED WITH UNIT)			
	MQCW	094298	MagiQtouch CONTROLLER Controller not included with unit, must order separately
	MQRF	118376	MagiQtouch KIT RF
	MQWIFI	118352	MagiQtouch KIT Wi-Fi - MODULE ONLY Also requires MQCW & will need to be ordered separately
	MQRFADD	117911	(ADDITIONAL) MagiQtouch KIT RF
ACCESSORIES (MUST BE ORDERED WITH UNIT)			
	MQAS	094328	MagiQtouch KIT AIR SENSOR Sense air temp from another location (MagiQtouch Controller ONLY)
	TQFINT	075297	KIT INTERNAL FLUE
	TQMEXT5	075389	KIT EXTERNAL / UNDERFLOOR FLUE
	KZ240	094908	KIT ZONE ENCLOSURE 240v
	KZ24	094915	KIT ZONE ENCLOSURE 24v
	MQMZ	075082	MagiQtouch WITH LOOM (MULTIZONE)
	KZPCBA240	094922	KIT ZONE PCBA 240v *
	KZPCBA24	094939	KIT ZONE PCBA 24v *
	BGKH	077420	KIT HEATSHIELD EXTERNAL
	BGFG	079073	FLUE GUARD
	TQ3F150S	076331	FLASHING 150mm SMALL EXTERNAL (TQM516-520)
	TQ3F300S	076348	FLASHING 300mm SMALL EXTERNAL (TQM516-520)
	TQ3F150L	076362	FLASHING 150mm LARGE EXTERNAL (TQM530)
	TQ3F300L	076386	FLASHING 300mm LARGE EXTERNAL (TQM530)
	BGF200	076546	FLASHING 200mm FLUSH EXTERNAL
	BGFF	076898	FLASHING 50mm FLUSH EXTERNAL

- **CONTROL NOT INCLUDED WITH UNIT**
- **All accessories must be indicated at time of order**
- Systems with up to 4 zones always use **Kit Zone PCBA ***
- Systems with 5 or more zones require additional Kit zone enclosure (094908 or 094915)
- All Extra Air Models are Add-on Cooling Ready
- Starter collars supplied inside fan on all extra-air models



TQM6 ECOSTAR SERIES 6 STAR

CODE	PART NO.		kW
TQM6 NATURAL GAS			
	TQM618N	271033	TQM618NG17.9
	TQM623N	271040	TQM623NG22.5
	TQM6X23N	271057	TQM6X23NG EXTRA AIR22.5
	TQM632N	271071	TQM632NG31.2
	TQM6X32N	271088	TQM6X32NG EXTRA AIR31.2
TQM6 UNIVERSAL LPG GAS			
	TQM6X23U	271156	TQM6X23U EXTRA AIR22.5
	TQM6X32U	271194	TQM6X32U EXTRA AIR31.2
CONTROLLER OPTIONS (MUST BE ORDERED WITH UNIT)			
	MQCW	094298	MagiQtouch CONTROLLER Controller not included with unit, must order separately
	MQRF	118376	MagiQtouch KIT RF
	MQWIFI	118352	MagiQtouch KIT Wi-Fi - MODULE ONLY Also requires MQCW & will need to be ordered separately
	MQRFADD	117911	(ADDITIONAL) MagiQtouch KIT RF
ACCESSORIES (MUST BE ORDERED WITH UNIT)			
	MQAS	094328	MagiQtouch KIT AIR SENSOR Sense air temp from another location (MagiQtouch Controller ONLY)
	TQMINT	075358	KIT INTERNAL / UNDERFLOOR FLUE
	TQMEXT	075396	KIT EXTERNAL FLUE
	KZ240	094908	KIT ZONE ENCLOSURE 240v
	KZ24	094915	KIT ZONE ENCLOSURE 24v
	MQMZ	075082	MagiQtouch WITH LOOM (MULTIZONE)
	HWMCK	074962	KIT HIGH WIND MOD COND
	KZPCBA240	094922	KIT ZONE PCBA 240v *
	KZPCBA24	094939	KIT ZONE PCBA 24v *
	BGKH	077420	KIT HEATSHIELD EXTERNAL
	BGFG	079073	FLUE GUARD
	TQ5F150S	075990	FLASHING 150mm SMALL (TQM618-623)
	TQ5F300S	076034	FLASHING 300mm SMALL (TQM618-623)
	TQ5F150L	077260	FLASHING 150mm LARGE (TQM632)
	TQ5F300L	077277	FLASHING 300mm LARGE (TQM632)
	BGF200	076546	FLASHING 200mm FLUSH EXTERNAL
	BGFF	076898	FLASHING 50mm FLUSH EXTERNAL




- **CONTROL NOT INCLUDED WITH UNIT**
- **All accessories must be indicated at time of order**
- Systems with up to 4 zones always use **Kit Zone PCBA ***
- Systems with 5 or more zones require additional Kit zone enclosure (094908 or 094915)
- All Extra Air Models are Add-on Cooling Ready
- Starter collars supplied inside fan on all extra-air models
- Condensate drain inside unit - drain kit with internal flue kit




TQS5 SUPERNOVA SERIES 5 STAR

CODE	PART NO.		kW
NATURAL GAS			
TQS523N	271347	TQS523NG	22.5
TQS532N	271644	TQS532NG	31.2

CONTROLLER OPTIONS (MUST BE ORDERED WITH UNIT)

	MQCW	094298	MagiQtouch CONTROLLER Controller not included with unit, must order separately
	MQRF	118376	MagiQtouch KIT RF
	MQWIFI	118352	MagiQtouch KIT Wi-Fi - MODULE ONLY Also requires MQCW & will need to be ordered separately
	MQRFADD	117911	(ADDITIONAL) MagiQtouch KIT RF


ACCESSORIES (MUST BE ORDERED WITH UNIT)




	MQAS	094328	MagiQtouch KIT AIR SENSOR Sense air temp from another location (MagiQtouch Controller ONLY)
	MQMZ	075082	MagiQtouch WITH LOOM (MULTIZONE)
	TQMINT	075358	KIT INTERNAL / UNDERFLOOR FLUE
	TQMEXT	075396	KIT EXTERNAL FLUE
	KZ240	094908	KIT ZONE ENCLOSURE 240v
	KZ24	094915	KIT ZONE ENCLOSURE 24v
	KZPCBA240	094922	KIT ZONE PCBA 240v *
	KZPCBA24	094939	KIT ZONE PCBA 24v *
	BGKH	077420	KIT HEATSHIELD EXTERNAL
	BGFG	079073	FLUE GUARD
	TQ5F150S	075990	FLASHING 150mm SMALL (TQS523N)
	TQ5F300S	076034	FLASHING 300mm SMALL (TQS523N)
	TQ5F150L	077260	FLASHING 150mm LARGE (TQS532N)
	TQ5F300L	077277	FLASHING 300mm LARGE (TQS532N)
	BGF200	076546	FLASHING 200mm FLUSH EXTERNAL
	BGFF	076898	FLASHING 50mm FLUSH EXTERNAL


- **CONTROL NOT INCLUDED WITH UNIT**
- **All accessories must be indicated at time of order**
- Systems with up to 4 zones always use **Kit Zone PCBA***
- Systems with 5 or more zones require additional Kit zone enclosure (094908 or 094915)
- Condensate drain inside unit - drain kit with internal flue kit.




TQD3 ReBuff™ SERIES 3 STAR

	CODE	PART NO.		kW
	TQD3 NATURAL GAS & EXTERNAL UNITS ONLY			
	TQD315	271149	TQD315	14.0
	TQD320	271163	TQD320NG	18.0
	TQD330	271187	TQD330NG	28.0
	<div>➤ CONTROLLER NOT INCLUDED WITH UNIT</div> <div>➤ TQD series is especially designed to replace some old heater models</div> <div>➤ Comes pre-fitted with brackets on the base to suit existing supply & return air plenum boxes</div> <div>➤ Heater is supplied with a gas inlet pipe to match the existing gas supply location</div> <div>➤ Includes flue cowl</div> <div>➤ Starter collars and external kit are not required for these units</div>			

CONTROLLER OPTIONS (MUST BE ORDERED WITH UNIT)			
	MQCW	094298	MagiQtouch CONTROLLER Controller not included with unit, must order separately
	MQRF	118376	MagiQtouch KIT RF
	MQWIFI	118352	MagiQtouch KIT Wi-Fi - MODULE ONLY Also requires MQCW & will need to be ordered separately
	MQRFADD	117911	(ADDITIONAL) MagiQtouch KIT RF

ACCESSORIES (MUST BE ORDERED WITH UNIT)			
	MQAS	094328	MagiQtouch KIT AIR SENSOR Sense air temp from another location (MagiQtouch Controller ONLY)
	BMINT	077307	KIT THERMOSTAT DIGITAL
	MQMZ	075082	MagiQtouch WITH LOOM (MULTIZONE)
	BGFG	079073	FLUE GUARD
	BRBSP	649276	PLENUM - ReBuff™ SMALL
	BRBLP	650562	PLENUM - ReBuff™ LARGE
	BRBSF	680026	FLASHING - ReBuff™ SMALL (TQD315/320)
	BRBLF	680033	FLASHING - ReBuff™ LARGE (TQD330)

TQMD5 ReBuff™ SERIES 5 STAR

TQMD5 NATURAL GAS & EXTERNAL UNITS ONLY			
	TQMD520	271927	TQMD520NG 20.0
	TQMD530	271934	TQMD530NG 27.8
<ul style="list-style-type: none"> ➤ MagiQtouch KIT RF (MQRF) included inside unit ➤ Unit includes flue spigot and flue cowl ➤ Starter collars are not required for these units ➤ External kit not required for these units ➤ Systems with up to 4 zones always use Kit Zone PCBA* 			

ACCESSORIES (MUST BE ORDERED WITH UNIT)			
	BGFG	079073	FLUE GUARD
	BRBSP	649276	PLENUM - ReBuff™ SMALL
	BRBLP	650562	PLENUM - ReBuff™ LARGE
	KZPCBA240	094922	KIT ZONE PCBA 240v *
	KZPCBA24	094939	KIT ZONE PCBA 24v *
	KZ240	094908	KIT ZONE ENCLOSURE 240v
	KZ24	094915	KIT ZONE ENCLOSURE 24v

SSQ5 & TQA5 ECOSTAR

CODE	PART NO.	MODEL	kW
SSQ5 ECOSTAR 'SIDE SERVICE' 5 STAR NATURAL GAS			
SSQ5X20NG	271736	SSQ5X20NG	20.0
SSQ5X30NG	271750	SSQ5X30NG	28.0
ACCESSORIES (MUST BE ORDERED WITH UNIT)			
TQFINT	075297	KIT INTERNAL FLUE	
TQMEXT5	075389	KIT EXTERNAL / UNDERFLOOR FLUE	
KZ240	094908	KIT ZONE ENCLOSURE 240v	
KZ24	094915	KIT ZONE ENCLOSURE 24v	
MQMZ	075082	MagiQtouch WITH LOOM (MULTIZONE)	
MQAS	094328	MagiQtouch KIT AIR SENSOR	






- **CONTROLLER NOT INCLUDED WITH UNIT**, must be ordered separately (see options below)
- Side access – ideal for tight spaces
- Zoned-heating capable
- 5.2 Star rating

TQA5 ECOSTAR SERIES NATURAL GAS			
TQA5X30	271903	TQA5X30	27.8
ACCESSORIES (MUST BE ORDERED WITH UNIT)			
TQFINT	075297	KIT INTERNAL FLUE	
KZPCBA240	094922	KIT ZONE PCBA 240v *	
KZPCBA24	094939	KIT ZONE PCBA 24v *	
MQMZ	075082	MagiQtouch WITH LOOM (MULTIZONE)	
KZ240	094908	KIT ZONE ENCLOSURE 240v	
KZ24	094915	KIT ZONE ENCLOSURE 24v	



- **CONTROLLER NOT INCLUDED WITH UNIT**, must be ordered separately (see options below)
- Only to be used with CW3 or Braemar AOC systems, internal use only.
- 2 x 400mm return air starting collars.
- Supply air transition is ordered with AOC.
- Delivers 1,200l/s at 100Pa from Nicotra forward curved inverter fan assembly.
- Systems with up to 4 zones always use **Kit Zone PCBA ***
- Systems with 5 or more zones require a additional Kit zone enclosure (094908 or 094915)

CONTROLLER OPTIONS (MUST BE ORDERED WITH UNIT)			
	MQCW	094298	MagiQtouch CONTROLLER
	MQRF	118376	MagiQtouch KIT RF
	MQWIFI	118352	MagiQtouch KIT Wi-Fi - MODULE ONLY Also requires MQCW & will need to be ordered separately
	MQRFADD	117911	(ADDITIONAL) MagiQtouch KIT RF

CQS4 Compact SuperSplit

CODE	PART NO.	MODEL	kW
CQS4 COMPACT SUPERSPLIT 4 STAR NATURAL GAS			
CQS415NG	271972	CQS415NG	15.0
CQS420NG	271989	CQS420NG	20.5
CQS430NG	271996	CQS430NG	30.0
ACCESSORIES (MUST BE ORDERED WITH UNIT)			
CQFINT	077376	KIT INTERNAL FLUE (CQS4)	
CQFEXT	077383	KIT EXTERNAL / UNDERFLOOR FLUE (CQS4)	
KZ240	094908	KIT ZONE ENCLOSURE 240v	
KZ24	094915	KIT ZONE ENCLOSURE 24v	
MQMZ	075082	MagiQtouch WITH LOOM (MULTIZONE)	
MQAS	094328	MagiQtouch KIT AIR SENSOR	
BGKH	077420	KIT HEATSHIELD EXTERNAL	
BGFG	079073	FLUE GUARD	



- **CONTROLLER NOT INCLUDED WITH UNIT**, must be ordered separately (see options below)
- Compact size, ideal for small space installations.
- Zoned-heating capable
- 4.4 star rating

CONTROLLER OPTIONS (MUST BE ORDERED WITH UNIT)



MQCW 094298 MagiQtouch CONTROLLER



MQRF 118376 MagiQtouch KIT RF



MQWIFI 118352 MagiQtouch KIT Wi-Fi - MODULE ONLY
Also requires MQCW & will need to be ordered separately

MQRFADD 117911 (ADDITIONAL) MagiQtouch KIT RF



ECOSTAR & ECO-SUPERSTAR (WF GAS WALL FURNACE)

CODE	PART NO.		CAPACITY MJ/HOUR
WF NATURAL GAS & PROPANE			
WF25N	090061	WF25N / NATURAL GAS ECO-SUPERSTAR	25
WF25P	090078	WF25P / PROPANE GAS ECO-SUPERSTAR	25
WF30N	086033	WF30N / NATURAL GAS ECOSTAR	30
WF40N	086088	WF40N / NATURAL GAS ECOSTAR	40

UNIT COLOUR IVORY SANDS & PROPANE UNITS BUILT TO ORDER

STANDARD FEATURES - THERMOSTATIC HEAT CONTROL & AUTO FAN OPERATION			
OTHER FEATURES	WF25	WF30	WF40
PILOT STATUS INDICATOR	N/A	STANDARD	STANDARD
MOUNTING BRACKETS	SUPPLIED WITH FLUE KIT	SUPPLIED WITH UNIT	SUPPLIED WITH UNIT
REMOTE CONTROL (PROGRAMMABLE)	OPTIONAL	NO	NO

KIT REQUIREMENTS FOR COMMON WALL FURNACE REPLACEMENTS			
UNIT BEING REPLACED	FLUE ADAPTER KIT 079981 (WF30/40)	FLUE EXTENSION KIT 079943 (WF30/40)	IN-FILL PANEL KIT 085135 (WF25/30/40)
BRAEMAR D11/12	-	-	-
BRAEMAR D45/55	-	-	YES
VULCAN SERIES 20/22	YES	-	-
VULCAN QUASER	YES	YES	YES
IXL 10862	YES	YES	-
CONVAIR FINESSE	YES	YES	-



NOTE: If replacing existing wall furnace with a WF25 a new coaxial flue system is required & if replacing a Vulcan with rear register a large trim plate (631240) is required.

ACCESSORIES		
WF30FK	077956	WF30/40 FLUE KIT TO SUIT IN-BUILT OR CONSOLE INSTALLATION
WF30KS	087818	WF30/40 CONSOLE & FLUE COVER KIT STANDARD SUIT CEILINGS TO 3m
WF30KL	087825	WF30/40 CONSOLE & FLUE COVER KIT LONG SUIT CEILINGS UP TO 3.6m
WF25CKS	089973	WF25 CONSOLE & FLUE COVER KIT - STANDARD
WF25CKL	089980	WF25 CONSOLE & FLUE COVER KIT - LONG
WF2RK	085142	WF30/40 REAR REGISTER KIT / RECESSED & CONSOLE
WF2MK	079912	MOUNTING KIT - RECESSED & CONSOLE
WK21PK	085135	INFILL PANEL KIT - REQUIRED FOR FURNACE REPLACEMENT
WK2FEK	079943	WF30/40 FLUE EXTENSION KIT - REQUIRED FOR FURNACE REPLACEMENT
WKFAK	079981	WF30/40 FLUE ADAPTOR KIT - REQUIRED FOR FURNACE REPLACEMENT
SHFKR	093048	FLUE KIT - REAR WALL 300mm
SHFKW	093055	FLUE KIT - WALL CAVITY 3600mm
SHRR	093109	REAR REGISTER
SHFE	093062	FLUE EXTENSION 750mm
SHOK	093079	FLUE OFFSET KIT 45° 750mm
SH250K	089997	SHORT FLUE OFFSET KIT 45° 265mm

HEATER SPECIFICATIONS											
MODEL	DIMENSIONS (mm)				STAR RATING	GAS INPUT MJ/hr		HEAT OUTPUT	AREA THAT CAN BE HEATED (m ²)		
	H	W	D (inbuilt)	D (console)		Low	High	kW	Cold	Cool	Mild
WF25	1800	495	167	262	4.8	17	25	6	57	75	85
WF30	1800	495	167	247	2.2	15	30	6.5	60	80	90
WF40	1800	495	167	247	1.4	20	40	7.5	70	90	110

ECO-SUPERSTAR GAS SPACE HEATERS

CODE	PART NO.		CAPACITY MJ/HOUR
SH NATURAL GAS & PROPANE			
SH18N	093116	SH 18MJ / NATURAL GAS	18.00
SH18P	093123	SH 18MJ / PROPANE GAS	18.00
SH25N	093130	SH 25MJ / NATURAL GAS	25.00
SH25P	093147	SH 25MJ / PROPANE GAS	25.00

- Unit colour is Ivory Sands & propane units are built to order
- Star rating 4.8 stars
- Add console kit for console (rear wall flue) installation



CONTROLLERS & ACCESSORIES (MUST BE ORDERED WITH UNIT)

SHCK18	092973	CONSOLE KIT SH18 - REAR WALL FLUE ONLY
SHCK25	092980	CONSOLE KIT SH25 - REAR WALL FLUE ONLY
SHFKR	093048	FLUE KIT - REAR WALL 300mm
SHFKW	093055	FLUE KIT - WALL CAVITY 3600mm
SHRR	093109	REAR REGISTER
SHFE	093062	FLUE EXTENSION 750mm
SHOK	093079	FLUE OFFSET KIT 45° 750mm
SH250K	089997	SHORT FLUE OFFSET KIT 45° 265mm

HEATER SPECIFICATIONS

MODEL	DIMENSIONS (mm)				STAR RATING	GAS INPUT MJ/hr		HEAT OUTPUT	AREA THAT CAN BE HEATED (m ²)		
	H	W	D (inbuilt)	D (console)		Low	High	kW	Cold	Cool	Mild
SH18	900	495	167	262	4.8	12	18	4.3	40	54	62
SH25	1050	495	167	262	4.8	17	25	6	57	75	85






STARPRO 4-STAR COMPACT SERIES - RSP4

CODE	PART NO.	MODEL	kW
NATURAL GAS ONLY			
RSP415	RSP415UNGV3	STARPRO RSP415UNGV2	15.5
RSP421	RSP421UNGV3	STARPRO RSP421UNGV2	21.0
RSP430	RSP430UNGV3	STARPRO RSP430UNGV2	30.0
RSP435	RSP435UNGV3	STARPRO RSP435UNGV2	35.0



CONTROLLER NOT INCLUDED WITH UNIT



- Universal chassis - may be used internally or externally
- The installation requirements of the RSP430 & RSP435 preclude the use of a laydown kit.








CONTROLLERS & ACCESSORIES (MUST BE ORDERED WITH UNIT)			
	RNC7	RCNTRLNC7TOUCH	NC-7 NETWORKER CONTROL
	BNC6	CNTRLNC6	NC-6 NETWORKER CONTROL
	BRPWC	CNTRLHTRPROGE	ELECTRONIC THERMOSTAT PROGRAMMABLE CONTROLLER
	BDMT	CNTRLHTRMAN	DIGITAL MANUAL THERMOSTAT CONTROL
	RNC6	ECNC1	NC-6 NETWORKER CONTROL
	NW516	MOD516	NETWORK 516 MODULE (4 x 24V ZONE INCLUDES TRANS)
	RTS1	RCNTRLNT1	NT-1 REMOTE TEMPERATURE SENSOR
	WIFINBW2	CNTRLWIFINBW2	WIFI MODULE NETWORKER
	WPFT	FLUTERMWPROOF	WEATHERPROOF FLUE TERMINAL
	RRFTK	FLUTERMREMOTE	REMOTE FLUE TERMINAL KIT
	F75SP415	FL75SP415SP421	FLASHING 75mm SP415 & SP421UN
	F150SP415	FL150SP415SP421	FLASHING 150mm SP415 & SP421UN
	F75SP430	FL75SP430SP435	FLASHING 75mm SP430 & SP435UN
	F150SP430	FL150SP430SP435	FLASHING 150mm SP430 & SP435UN
	KLSP415	LAYSP415SP421	KIT LAYDOWN SP415UN & SP421UN INTERNAL USE ONLY

STARPRO 5-STAR NON CONDENSING SERIES - RSP5


	CODE	PART NO.	MODEL	kW
INTERNAL NON-CONDENSING - NATURAL GAS ONLY				
 	RSP521I	RSP521INV4	STARPRO SP521IN V4	21.0
	RSP521IX	RSP521INXAV4	STARPRO SP521IN XA V4	21.0
	RSP530I	RSP530INV4	STARPRO SP530IN V4	30.0
	RSP530IX	RSP530INXAV4	STARPRO SP530IN XA V4	30.0
	RSP535I	RSP535INV4	STARPRO SP535IN V4	35.0
CONTROLLER NOT INCLUDED WITH UNIT				

	CODE	PART NO.	MODEL	kW
EXTERNAL NON-CONDENSING - NATURAL GAS ONLY				
 	RSP521E	RSP521ENV4	STARPRO SP521EN V4	21.0
	RSP521EX	RSP521ENXAV4	STARPRO SP521EN XA V4	21.0
	RSP530E	RSP530ENV4	STARPRO SP530EN V4	30.0
	RSP530EX	RSP530ENXAV4	STARPRO SP530EN XA V4	30.0
CONTROLLER NOT INCLUDED WITH UNIT				

CONTROLLERS & ACCESSORIES (MUST BE ORDERED WITH UNIT)			
	RNC7	RCNTRLNC7TOUCH	NC-7 NETWORKER CONTROL
	BNC6	CNTRLNC6	NC-6 NETWORKER CONTROL
	BRPWC	CNTRLHTRPROGE	ELECTRONIC THERMOSTAT PROGRAMMABLE CONTROLLER
	BDMT	CNTRLHTRMAN	DIGITAL MANUAL THERMOSTAT CONTROL
	WIFINBW2	CNTRLWIFINBW2	WIFI MODULE NETWORKER
	RNC6	ECNC1	NC-6 NETWORKER CONTROL
	NW516	MOD516	NETWORK 516 MODULE (4 x 24V ZONE INCLUDES TRANS)
	RRFTK	FLUTERMREMOTE	REMOTE FLUE TERMINAL KIT
	KLSP21	LAYSP152123INT	ACC KIT LAYDOWN STARPRO 21
	KLSP30	LAYSP3035INT	ACC KIT LAYDOWN STARPRO 30/35
	KLSP15	LAYSP5/6UINT	KIT LAYDOWN SP5/6U 15~35 INTERNAL USE ONLY
	F75SP21	FL75SPRO2123	FLASHING 75mm STARPRO 21 kW EXTERNAL ONLY
	F75SP30	FL75SPRO30	FLASHING 75mm STARPRO 30 kW EXTERNAL ONLY
	F150SP21	FL150SPRO2123	FLASHING 150mm STARPRO 21 kW EXTERNAL ONLY
	F150SP30	FL150SPRO30	FLASHING 150mm STARPRO 30 kW EXTERNAL ONLY
	F200SP21	FL200SPRO2123	FLASHING 200mm STARPRO 21 kW EXTERNAL ONLY
	F200SP30	FL200SPRO30	FLASHING 200mm STARPRO 30 kW EXTERNAL ONLY
	F250SP21	FL250SPRO2123	FLASHING 250mm STARPRO 21 kW EXTERNAL ONLY
	F250SP30	FL250SPRO30	FLASHING 250mm STARPRO 30 kW EXTERNAL ONLY
	F300SP21	FL300SPRO2123	FLASHING 300mm STARPRO 21 kW EXTERNAL ONLY
	F300SP30	FL300SPRO30	FLASHING 300mm STARPRO 30 kW EXTERNAL ONLY
	F350SP21	FL350SPRO2123	FLASHING 350mm STARPRO 21 kW EXTERNAL ONLY
	F350SP30	FL350SPRO30	FLASHING 350mm STARPRO 30 kW EXTERNAL ONLY

WOMBAT CLASSIC SERIES (2PWN) - INTERNAL



CODE	PART NO.	MODEL	kW
NATURAL GAS			
C2PW15N	2PW15NNG	2PW15N NG	15.5
C2PW20N	2PW20NNG	2PW20N NG	21.0
C2PW20NX	2PW20NXANG	2PW20N NG XA	21.0
C2PW26N	2PW26NNG	2PW26N NG	28.0
C2PW26NX	2PW26NXANG	2PW26N NG XA	28.0



- Not suitable for use with LPG
- **CONTROLLER NOT INCLUDED WITH UNIT.**


BUFFALO 3 STAR - EXTERNAL

BX3 SERIES WHILE STOCKS LAST			
BX315	BX315NG	BUFFALO BX315 NG	15.5
BX320	BX320NG	BUFFALO BX320 NG	20.0
BX326	BX326NG	BUFFALO BX326 NG	28.0

BX3C SERIES - COMPACT AVAILABLE WHEN BX3 STOCK RUNS OUT (SEE ABOVE)


BX315C	BX315CNG	BUFFALO BX315 COMPACT NG	15.5	\$1,721.00
BX320C	BX320CNG	BUFFALO BX320 COMPACT NG	20.0	\$1,879.00
BX326C	BX326CNG	BUFFALO BX326 COMPACT NG	28.0	\$2,267.00



- Not suitable for use with LPG
- **CONTROLLER NOT INCLUDED WITH UNIT.**





BUFFALO 5 STAR NON-CONDENSING

BX5 SERIES			
BX520	BX520NGV2	BUFFALO BX520 5 STAR 20kW	20.0
BX526	BX526NGV2	BUFFALO BX526 5 STAR 30kW	30.0




- Suited for seamless changeover of classic buffalo units (STD & XA), excludes buffalo 52 model
- Not suitable for use with LPG
- **CONTROLLER NOT INCLUDED WITH UNIT.**


CONTROLLERS & ACCESSORIES (MUST BE ORDERED WITH UNIT)

	BNC7	CNTRLNC7TOUCH	NC-7 NETWORKER CONTROL
	BNC6	CNTRLNC6	NC-6 NETWORKER CONTROL
	BRPWC	CNTRLHTRPROGE	ELECTRONIC THERMOSTAT PROGRAMMABLE CONTROLLER
	BDMT	CNTRLHTRMAN	DIGITAL MANUAL THERMOSTAT CONTROL
	WIFINBW2	CNTRLWIFINBW2	WIFI MODULE NETWORKER
	CB519	INTER519	INTERFACE BOARD 519 PRE APRIL 2015 BUFFALO & WOMBAT
	NC6519	519NC6	NC-6 & 519 BOARD SUIT 322 CONTROL BC-G1
	CB539	INTER539	INTERFACE BOARD 539 BX3, 2PWN & CC3
	NC6539	539NC6	NC-6 NETWORKER & 539 BOARD BX3, 2PWN & CC3
	BRP	ADDONRELAY	ADD-ON RELAY PACK BX3, 2PWN & CC3



COMPACT CLASSIC V2 SERIES - INTERNAL

	CODE	PART NO.	MODEL	kW
NATURAL GAS				
	CC315IN	CC315INGV2	CLASSIC CC315I NG	15.0
	CC320IN	CC320INGV2	CLASSIC CC320I NG	19.0
	CC320INX	CC320IXANGV2	CLASSIC CC320I XA	19.0
	CC325IN	CC325INGV2	CLASSIC CC325I NG	23.5
	CC325INX	CC325IXANGV2	CLASSIC CC325I XA NG	23.5
	CC330IN	CC330INGV2	CLASSIC CC330I NG	30.0
	CC330INX	CC330IXANGV2	CLASSIC CC330I XA NG	30.0
	CONTROLLER NOT INCLUDED WITH UNIT			

CC3 heater do not have on-board add-on cooling connections

LPG GAS				
	CC315IL	CC315ILPGV2	CLASSIC CC315I LPG	15.0
	CC320IL	CC320ILPGV2	CLASSIC CC320I LPG	19.0
	CC320ILX	CC320IXALPGV2	CLASSIC CC320I XA LPG	19.0
	CC325IL	CC325ILPGV2	CLASSIC CC325I LPG	23.5
	CC325ILX	CC325IXALPGV2	CLASSIC CC325I XA LPG	23.5
	CC330IL	CC330ILPGV2	CLASSIC CC330I LPG	30.0
	CC330ILX	CC330IXALPGV2	CLASSIC CC330I XA LPG	30.0
	CONTROLLER NOT INCLUDED WITH UNIT			

CC3 heater do not have on-board add-on cooling connections

CONTROLLERS & ACCESSORIES (MUST BE ORDERED WITH UNIT)				
	BDMT	CNTRLHTRMAN	DIGITAL MANUAL THERMOSTAT CONTROL	
	BRPWC	CNTRLHTRPROGE	ELECTRONIC THERMOSTAT PROGRAMMABLE CONTROLLER	
	BRP	ADDONRELAY	ADD-ON RELAY PACK	
	CB539	INTER539	INTERFACE BOARD 539 - BX3, 2PWN & CC3	
	NC6539	539NC6	NC-6 NETWORKER & 539 BOARD - BX3, 2PWN & CC3	
	WIFINBW2	CNTRLWIFINBW2	WIFI MODULE NETWORKER	
	BBB15	BB300BUFF1520	BASE BOX 12/20 - 12"(300mm) TO SUIT BUFFALO 15/20	
	BBB20	BB350BUFF20XA	BASE BOX 14/20XA - 14"(350mm) TO SUIT BUFFALO 20XA	
	BBB26	BB350BUFF26	BASE BOX 14/26 - 14"(350mm) TO SUIT BUFFALO 26	
	BBB26X	BB400BUFF26XA	BASE BOX 16/26XA - 16"(400mm) TO SUIT BUFFALO 26XA	
	F150B15	FL150B1520XA	150mm B15/20 FLASHING TO SUIT BUFFALO 15/20/20XA	
	F200B15	FL200B1520XA	200mm B15/20 FLASHING TO SUIT BUFFALO 15/20/20XA	
	F250B15	FL250B1520XA	250mm B15/20 FLASHING TO SUIT BUFFALO 15/20/20XA	
	F300B15	FL300B152020XA	300mm B15/20 FLASHING TO SUIT BUFFALO 15/20/20XA	
	F350B15	FL350B152020XA	350mm B15/20 FLASHING TO SUIT BUFFALO 15/20/20XA	
	F400B15	FL400B152020XA	400mm B15/20 FLASHING TO SUIT BUFFALO 15/20/20XA	
	F150B26	FL150B26ANDXA	150mm B26 FLASHING TO SUIT BUFFALO 26/26XA	
	F200B26	FL200B26ANDXA	200mm B26 FLASHING TO SUIT BUFFALO 26/26XA	
	F250B26	FL250B26ANDXA	250mm B26 FLASHING TO SUIT BUFFALO 26/26XA	
	F300B26	FL300B2626XA	300mm B26 FLASHING TO SUIT BUFFALO 26/26XA	
	F350B26	FL350B2626XA	350mm B26 FLASHING TO SUIT BUFFALO 26/26XA	
	F400B26	FL400B2626XA	400mm B26 FLASHING TO SUIT BUFFALO 26/26XA	

ENERGYSAVER HEATER

CODE	PART NO.	MODEL	COLOUR
FIXED CONVECTOR (ENERGYSAVER KIT)			
RK309N	K309FTSN	K309 ENERGYSAVER - NATURAL GAS INCLUDES DIRECT FLU KIT - ESDFK	WHITE
RK309L	K309FTSL	K309 ENERGYSAVER - LPG INCLUDES DIRECT FLU KIT - ESDFK	WHITE
RK559N	K559FTSN	K559 ENERGYSAVER - NATURAL GAS INCLUDES DIRECT FLU KIT - ESDFK	WHITE
RK559L	K559FTSL	K559 ENERGYSAVER - LPG INCLUDES DIRECT FLU KIT - ESDFK	WHITE
RK561N	K561FTSN	K561 ENERGYSAVER - NATURAL GAS INCLUDES DIRECT FLU KIT - ESDFK	WHITE
RK561L	K561FTSL	K561 ENERGYSAVER - LPG INCLUDES DIRECT FLU KIT - ESDFK	WHITE

- High efficiency rating, reducing your heating costs
- Superior indoor air quality with zero emissions into the room
- Power flue design allows for flexible installation, with multiple options to suit your home
- Full electronic thermostatic control that allows you to select a desired temperature which is then maintained by the heater
- Inbuilt humidifier tray, easy way to humidify indoor air for greater comfort
- Child lock prevents unwanted access
- Available in both Natural Gas and LPG



309FT



559FT



561FT

AIR DIFFUSION AGENCIES - TERMS AND CONDITIONS OF SALE

1. DEFINITIONS

- 1.1. The Supplier is AIR DIFFUSION AGENCIES PTY. LIMITED (ACN: 008 267 221). The Customer is the party or any person acting on behalf of and with the authority of the Customer that the Order is provided for.
- 1.2. The Guarantor is the person(s), or entity, who agrees to be liable for the debts of the Customer.
- 1.3. The Order shall be defined as any request for the provision of Goods and/or Services by the Customer with the Supplier which has been accepted by the Supplier.
- 1.4. The Goods are the air conditioning goods and/or related products provided by the Supplier.
- 1.5. The Services are all the delivery and/or supply of Goods by the Supplier, including any advice or recommendations.
- 1.6. The Price is the amount invoiced for Goods supplied.
- 1.7. Indirect, Special or Consequential loss or damage includes i) any loss of income profit or business; ii) any loss of good will or reputation; iii) any loss of value of intellectual property.
- 1.8. Invoices include invoices for Goods supplied.
- 1.9. GST refers to Goods and Services Tax under the *Goods and Services Act 1999* ("GST Act") and the terms used herein have meanings contained within the GST Act.
- 1.10. Major failure refers to Major failure as defined under the *Competition and Consumer Act 2010* and the *Fair Trading Acts* in each of the States and Territories of Australia.
- 1.11. Security interest as defined in Section 12 of the *Personal Property Securities Act 2009* (Cth).
- 1.12. "Security Agreement", "Commingled Goods", "Collateral", "Financing Statement", "Financing Change Statement" is defined under Section 10 of the *Personal Property Securities Act 2009* (Cth).

2. GENERAL

- 2.1. These Terms and Conditions together with the Supplier's written or verbal quotation and the Supplier's Credit Application Form forms this Agreement.
- 2.2. Any Order requested by the Customer is deemed to be an Order incorporating these Terms and Conditions and may not be varied unless expressly agreed to by the parties in writing. In the event that an inconsistency exists and/or arises between these terms and the Order it is acknowledged between the parties that these Terms and Conditions will prevail.
- 2.3. No subsequent correspondence or document or discussion shall modify or otherwise vary these Terms and Conditions unless such variation is in writing and signed by the Supplier.
- 2.4. The Terms and Conditions are binding on the Customer, his heirs, assignees, executors, trustees and where applicable, any liquidator, receiver or administrator.
- 2.5. In these Terms and Conditions, the singular shall include the plural, the masculine shall include feminine and neuter and words importing persons shall apply to corporations.
- 2.6. Where more than one Customer completes this Agreement each shall be liable jointly and severally.
- 2.7. If any provision of these Terms and Conditions shall be invalid, void, illegal or unenforceable the validity, existence, legality and enforceability of the remaining provisions shall not be affected, prejudiced or impaired and the offending provision shall be deemed as severed from these Terms and Conditions.
- 2.8. The Supplier may license or sub-contract all or any part of its rights and obligations without the Customer's consent but the Supplier acknowledges that it remains at all times liable to the Customer.
- 2.9. The failure by the parties to enforce any provision of these Terms and Conditions shall not be treated as a waiver of that provision, nor shall it affect the parties' right to subsequently enforce that provision.
- 2.10. The Customer acknowledges that the Supplier may detail these Terms and Conditions on its website.

3. PLACEMENT OF ORDERS

- 3.1. Orders placed by the Customer with the Supplier will be considered valid when placing the Order in writing and/or verbally
- 3.2. Any written Quotation given by the Supplier shall expire thirty (30) days after the date of the written quotation. Quotations may also be provided to the Customer by verbal communication over the telephone.
- 3.3. All prices are based on taxes and statutory charges current at the time of the Quotation. Should these vary during the period from the date of the Quotation to the date of the invoice, the difference will become the responsibility of the Customer and the Customer will be invoiced for the extra charge by the Supplier.

4. PRICE

- 4.1. GST will be charged on the Goods and Services provided by the Supplier that attract GST at the applicable rate
- 4.2. The Supplier reserves the right to change the Price to the Order in the event of a variation which was previously unknown or unforeseen by the parties at the time the Order was placed, and notice will be provided in writing by the Supplier within a reasonable time.
- 4.3. At the Supplier's sole discretion the Price shall be either:

- 4.3.1. As detailed on invoices provided by the Supplier to the Customer in respect of Goods and/or Services supplied; or
- 4.3.2. The Supplier quoted Price as for the Order (subject to Clause 4.2)

5. SUPPLY AND DELIVERY OF GOODS

- 5.1. At any time before payment is made by the Customer, the Supplier reserves their right to:
 - 5.1.1. Decline requests for any Goods requested by the Customer.
 - 5.1.2. Cancel or postpone the delivery of Goods at their discretion.
- 5.2. Delivery of the Goods shall be deemed to be complete when the Goods are collected by the Customer or are delivered to the Customer or to the carrier as nominated by the Supplier and/or Customer.
- 5.3. If the Customer fails to make all arrangements necessary to take delivery of the Goods the Customer shall, at the discretion of the Supplier, be liable for a \$33.00 Non Delivery Fee and the Supplier shall be entitled, also at its discretion, to charge a reasonable fee for redelivery and storage.
- 5.4. Unless specified by the Supplier to the contrary in the Order, the Supplier does not warrant that it will be capable of providing the Goods at specific times requested by the Customer during the term of this Agreement.
- 5.5. Subject to otherwise complying with its obligations under this Agreement, the Supplier shall exercise its independent discretion as to its most appropriate and effective manner of providing the Goods and of satisfying the Customer's expectations of those Goods.
- 5.6. In the discharge of its duties, the Supplier shall comply with all reasonable directions of the Customer as to the nature and scope of the Goods to be provided.
- 5.7. Nothing in the above clause shall affect the Supplier's right to exercise its own judgment and to utilise its skills as it considers most appropriate in order to achieve compliance with the said resolutions, regulations and directions or otherwise with its obligations under this Agreement.
- 5.8. The Supplier may agree to provide, on request from the Customer, additional Goods not included or specifically excluded in the Quotation/Order. In this event, the Supplier shall be entitled to make an additional charge. Additional Goods includes, but is not limited to, alterations, amendments, and any additional visits by the Supplier after provision of the Goods at the request of the Customer.

6. PAYMENT AND CREDIT POLICY

- 6.1. The Customer must make full payment of the Price within thirty (30) days from the date of issue of invoice(s) for the Goods and/or Services.
Discounts
- 6.2. The Customer will be entitled to a discount on the Price at the rate as may be agreed from time to time by the Supplier and the Customer if payment is made within thirty (30) days from the date of issue of invoice(s) for the Goods and Services.
- 6.3. In the event of a default the customer will not be entitled to any discounts and shall pay the full Price as listed on the original invoice(s).

7. DISHONOUR OF CHEQUE

- 7.1. If any cheque issued by the Customer or by any third party in payment of the Price is dishonoured:
 - 7.1.1. The Supplier may refuse to supply any further Goods until satisfactory payment is Received in full, including bank fees and charges;
 - 7.1.2. The Supplier is entitled to treat the dishonour of the Customer's cheque as a repudiation of this Agreement and to elect between terminating this Agreement or affirming this Agreement, and in each case claiming and recovering compensation for loss or damage suffered from the Customer.
 - 7.1.3. The Customer may be liable for a dishonoured cheque fee of \$40.00.

8. DEFAULT

- 8.1. Invoices issued by the Supplier shall be due and payable upon the provision of Goods and/or services for Non-Account Customers, and invoices issued by the Supplier shall be due and payable within thirty (30) days of the date of issue for Account Customers ("Default Date") depending on terms agreed with the Supplier. Without prejudice to any other rights of the Supplier, the Customer may be charged account keeping fees of \$25.00 monthly on any payment in arrears.
- 8.2. If the Supplier does not receive the Outstanding Balance for the Price on or before the Default Date, the Supplier may, without prejudice to any other remedy it may have, forward the Customer's outstanding account to a debt collection agency for further action. The Customer acknowledges and agrees that:
 - 8.2.1. After the Default Date, the Outstanding Balance shall include, but not limited to, all applicable fees and charges under this Agreement;
 - 8.2.2. The Supplier may, in its discretion, calculate interest at the rate of five per centum (5%) per annum for all monies due by Customer to the Supplier.

- 8.2.3. In the event of the Customer being in default of his obligation to pay and the overdue account is then referred to a debt collection agency, and/or law firm for collection the Customer shall be liable for the recovery costs incurred and if the agency charges commission on a contingency basis the Customer shall be liable to pay as a liquidated debt, the commission payable by the Supplier to the agency, fixed at the rate charged by the agency from time to time as if the agency has achieved one hundred per cent recovery and the following formula shall apply:

$$\text{Commission} = \frac{\text{Original Debt} \times 100}{100 - \text{Commission \% charged by the agency (including GST)}}$$

- 8.2.4. In the event the agency is Prushka Fast Debt Recovery the applicable commission rate for the amount unpaid is as detailed on www.prushka.com.au.
- 8.2.5. In the event where the Supplier or the Supplier's agency refers the overdue account to a lawyer the Customer shall also pay as a liquidated debt the charges reasonably made or claimed by the lawyer on the indemnity basis.

9. RISK AND LIABILITY

- 9.1. The Customer will ensure when placing Orders that there is sufficient information to enable the Supplier to execute the Order.
- 9.2. The Supplier takes no responsibility if the specifications provided by the customer are wrong or inaccurate and the Customer will be liable in that event for the expenses incurred by the Supplier for any work required to rectify the Order.
- 9.3. The Customer is responsible for ensuring that the Supplier is made aware of any special requirements pertaining to the Order and the Supplier relies upon the integrity of the information supplied to it.
- 9.4. The Supplier takes no responsibility and will not be liable for any damages or costs resulting in the Goods being faulty as a consequence of insufficient information provided by the Customer.
- 9.5. The Supplier takes no responsibility for representations made in relation to the Goods or any delay in the delivery of the Goods made by a third party or third party manufacturer which was organised by the Customer.
- 9.6. The Customer acknowledges that the Supplier shall not be liable for and the Customer releases the Supplier from any loss incurred as a result of delay or failure to provide the Goods and/or services or to observe any of these conditions due to an event of force majeure, being any cause or circumstance beyond the Supplier's reasonable control.
- 9.7. The Supplier does not represent that it will carry out any Services and/or provide and/or deliver any Goods unless it is included in the Quote.
- 9.8. Subject to Clause 10.1 and 10.2 the Customer accepts risk in relation to the Goods when the Goods pass to his care and/or control.

10. WARRANTY

- 10.1. The Supplier warrants that the rights and remedies to the Customer in this Agreement for warranty against defects are in addition to other rights and remedies of the Customer under any applicable Law in relation to the goods and services to which the warranty relates.
- 10.2. The Supplier does not purport to restrict, modify or exclude any liability that cannot be excluded under the *Competition and Consumer Act 2010* or the *Fair Trading Acts* in each of the States and Territories of Australia
Warranty for Services
- 10.3. The Supplier warrants that if any defect in any Service provided by the Supplier becomes apparent and is reported to the Supplier preferably within (14) days of the provision of the Services then the Supplier will (at the Supplier's sole discretion) remedy the defective Service.
- 10.4. To the extent permitted by law, the Supplier's liability in respect of defective services will be limited to:
 - 10.4.1. The re-supply of the Service; or
 - 10.4.2. The payment of the cost of having the Services supplied again; or
 - 10.4.3. The refund of the Price paid by the Customer in respect of the Service.
- 10.5. In respect of all claims the Supplier shall not be liable to compensate the Customer for any reasonable delay in remedying the defective Services or in assessing the Customer's claim. The Customer warrants that it will use its best endeavors to assist the Supplier with identifying the nature of the defective Service claim.
Warranty for Goods
- 10.6. The warranty for Goods supplied shall be the current warranty provided by the manufacturer of the Goods. The Supplier shall not be bound by nor be responsible for any term, condition, representation or warranty other than that which is given by the manufacturer of the Goods.
- 10.7. The Customer continues to be responsible for all amounts owing to the Supplier in the event that any Goods are supplied on the basis that a manufacturer's warranty is in place and it subsequently becomes known to the parties that the warranty is void or inapplicable.

AIR DIFFUSION AGENCIES - TERMS AND CONDITIONS OF SALE

- 10.8. For Goods manufactured by the Supplier, the Supplier warrants:
Our goods come with guarantees that cannot be excluded under the Australian Consumer Law. You are entitled to a replacement or refund for a major failure and compensation for any other reasonably foreseeable loss or damage. You are also entitled to have the Goods repaired or replace if the Goods fail to be of acceptable quality and the failure does not amount to a major failure.
- 10.9. If the Goods and Services are not of a kind ordinarily acquired for personal, domestic or household use or consumption, the Supplier's liability for a consumer guarantee under the Australian Consumer Law in relation to those Goods and Services is limited to, at the discretion of the Supplier:
- 10.9.1. The resupply of the Goods and Services;
- 10.9.2. The payment of the cost of providing the Goods and Services again.
- Claims made under Warranty**
- 10.10. Subject to clause 11.2 of this Agreement claims for warranty should be made in one of the following ways:
- 10.10.1. The Customer must send the claim in writing together with proof of purchase to the Supplier as stated in clause 1.1 of this Agreement;
- 10.10.2. The Customer must email the claim together with the proof of purchase to the Supplier at accounts@airdiffusion.com.au
- 10.10.3. The Customer must contact the Supplier on the Supplier's business number 08 8307 2310.
- 10.11. Goods where a claim is made are to be returned to the Supplier or are to be left in the state and conditions in which they were delivered until such time as the Supplier or its Agent has inspected the Goods. Such inspection is to be carried out within a reasonable time after notification.
- 11. RETENTION OF TITLE**
- 11.1. While the risk in Goods shall pass on delivery and/or supply (including all risks associated with unloading), legal and equitable title in the Goods shall remain with the Supplier until full payment of all Goods supplied by the Supplier to the Customer is made. Pending such payment the Customer:
- 11.1.1. Shall hold the Goods as Bailee for the Supplier and shall return the Goods to the Supplier if so requested.
- 11.1.2. Agrees to hold the Goods at the Customer's own risk and is liable to compensate the Supplier for all loss or damage sustained to the Goods whilst they are in the Customer's possession.
- 11.1.3. The Customer should store the Goods separately and in such a manner that it is clearly identified as the property of the Supplier and keep the Goods insured to full replacement value.
- 11.1.4. The Customer must not allow any person to have or acquire security interest in the Goods whilst the Goods are in the Customer's possession.
- 11.1.5. The Customer may sell and/or use the Goods in the ordinary course of business.
- 11.1.6. If the Goods are resold before all monies are paid to the Supplier, the Customer shall hold the proceeds of sale in a separate identifiable account on trust for the Supplier and promptly account the Supplier for those proceeds in payment of the Price for the Goods.
- 11.2. The Supplier is authorised to enter the Premises or the premises where the Customer stores the Goods without liability for trespass or any resulting damage in retaking possession of the Goods until the accounts owed to the Supplier by the Customer are fully paid.
- 11.3. Notwithstanding the provisions above, the Supplier shall be entitled to issue legal proceedings to recover the Price of the Goods.
- 12. PERSONAL PROPERTY SECURITIES ACT 2009 (CTH) ("PPSA")**
- 12.1. The Customer acknowledges that these Terms and Conditions will constitute a Security Agreement which creates a security interest in favour of the Supplier over all present and after acquired Goods and/or Services supplied by the Supplier to the Customer to secure the payment of the Price or any other amount owing under this agreement from time to time including future advances.
- 12.2. The Customer acknowledges that by accepting these Terms and Conditions and by virtue of the retention of title clause as provided for in Clause 13, the security interest is a purchase money security interest ("PMSI") as defined under Section 14 of the PPSA for all present, after acquired Goods and/or Services including any Commingled Goods.
- 12.3. The security interest will continue to apply as an interest in the Collateral for the purposes of PPSA with priority over registered or unregistered security interest.
- 12.4. The Supplier may register the security interest as PMSI on the Personal Property Securities Register ("PPSR") under the PPSA without providing further notice to the Customer.
- 12.5. The Customer agrees the Supplier is not required to disclose information pertaining to the Supplier's security interest to an interest party unless required to do pursuant to PPSA or under the general law.
- 12.6. The Customer agrees and undertakes:
- 12.6.1. To sign any documents and/or provide further information reasonably required by the Supplier to register Financing Statement or Financing Change Statement on the PPSR;
- 12.6.2. To indemnify the Supplier for all expenses and/or costs incurred by the Supplier in registering a Financing Statement or Financing Change Statement on PPSR including the costs of amending, maintaining, releasing and enforcing any security interests in the Goods;
- 12.6.3. Not to register and/or make a demand to alter a Financing Statement in the Collateral without prior written consent of the Supplier;
- 12.6.4. To provide the Supplier with 7 days written notice of any change or proposed change to the Customer's business name, address, contact details or other changes in the Customer's details registered on the PPSR;
- 12.6.5. To waive any rights of enforcement under Section 115 of the PPSA for Collateral not used predominantly for personal, domestic or household purposes;
- 12.6.6. To waive any rights to receive Verification Statement in respect of any Financial Statement or Financing Charge Statement under Section 157 of the PPSA.
- 13. RETURN OF GOODS**
- 13.1. Goods may be returned for credit if they are:
- 13.1.1. Wrongly supplied or oversupplied or which are defective, faulty or not in accordance with Order or Quote.
- 13.1.2. These goods must be returned within fourteen (14) days from the date of delivery of the Goods and must be in their original condition.
- 13.1.3. Items manufactured to specific requirements are not returnable under any circumstances.
- 13.1.4. Restocking fee may apply.
- 14. TERMINATION AND CANCELLATION**
- Cancellation by Supplier**
- 14.1. The Supplier may cancel any Order to which these Terms and Conditions apply or cancel delivery of Goods at any time before payment is made by the Customer by giving written notice to the Customer. The Supplier shall not be liable for any loss or damage or consequential loss or damage whatever arising from such cancellation.
- 14.2. Without prejudice to the Supplier's other remedies at law, the Supplier shall be entitled to cancel all or any part of any Order of the Customer which remains unfulfilled and all amounts owing to the Supplier shall, whether or not due for payment, become immediately payable in the event that:
- 14.2.1. The Customer becomes insolvent, convenes a meeting with its creditors or proposes or enters into an arrangement with creditors, or makes an assignment for the benefit of its creditors; or
- 14.2.2. A receiver, manager, liquidator (provisional or otherwise) or similar person is appointed in respect of the Customer or any asset of the Customer.
- Cancellation by Customer**
- 14.3. Any Order cannot be cancelled by the Customer unless expressly agreed to by the Supplier in writing.
- 14.4. In the event that the Customer cancels delivery of Goods the Customer shall be liable for any loss incurred by the Supplier (including, but not limited to, any loss of profits) up to the time of cancellation.
- 14.5. If the Customer places an Order with the Supplier and the Supplier places an Order with a third party Supplier to meet the Customer's request, the Customer shall be liable for the Price of the Goods ordered if the Customer cancels the Order and the Goods have already been dispatched.
- 14.6. The Supplier acknowledges that in the event the Supplier contravenes any of the terms of this Agreement, then clauses 14.3, 14.4 and 14.5 will not apply.
- 15. SET-OFF**
- 15.1. The Customer shall have no right of set-off in any suit, claim or proceeding brought by the Supplier against the Customer for default in payment.
- 15.2. The Customer acknowledges that the Supplier can produce this clause in bar of any proceeding for set-off.
- 16. INSURANCE**
- 16.1. The Supplier is not liable to provide any insurance cover in relation to the provision of the Goods and Services. The Customer is responsible to effect whatever insurance cover he requires at his own expense.
- 17. AGREED USE**
- 17.1. The Customer acknowledges that the Customer may forfeit any rights if any, he may have against the Supplier if:
- 17.1.1. The Goods are applied for any other use to which the Goods are not intended for and/or not in accordance with any applicable manual;
- 17.1.2. Any alteration to the Goods is carried out other than in accordance with intended alterations and/or the Goods are not repaired by an authorised repairer.
- 17.2. The Customer further acknowledges sole responsibility for any damage or injury to property or person caused by using the Goods in any way and shall indemnify in full the Supplier, its servant and its agents in relation to all such claims.
- 18. DISPUTE RESOLUTION**
- 18.1. All disputes between the Supplier and the Customer in connection with:
- 18.1.1. This Agreement; and
- 18.1.2. Any warranty given by the Supplier to the Customer under this Agreement or otherwise in relation to the Service or the Goods, (**Dispute**) will be dealt with in accordance with this clause 18 whenever the Dispute is raised.
- 18.2. Any party (**Disputing Party**) may within 30 days after the Dispute arises, give a notice to the other party:
- 18.2.1. Setting out details of the Dispute, the reason the Dispute should be resolved in favour of the Disputing Party and any other matter that may, in the reasonable opinion of the Disputing Party, be relevant to the resolution of the Dispute; and
- 18.2.2. Requiring the other party to, in good faith, discuss and negotiate the Dispute with the Disputing Party to resolve the Dispute within 28 days of the date of the notice.
- If the Dispute is then not resolved within 28 days, then the Supplier may provide the Customer with a further notice referring the Dispute either to mediation, or determination (**Determination**) by an independent expert (**Expert**).
- 18.4. The Supplier may provide a notice referring the Dispute to Determination if the Dispute is not resolved at mediation.
- 18.5. Any mediator or independent expert will be mutually agreed (or failing agreement within 7 days of the Supplier proposing mediation or Determination, then the mediator or expert will be nominated at the request of any party by the President of the Law Society of South Australia).
- 18.6. If the Supplier proposes mediation or Determination, then the Customer agrees to request an adjournment of any Court or Tribunal proceedings for at least 120 days to allow mediation or Determination to occur.
- For any Determination:
- 18.7.1. The Expert is an expert and not an arbitrator;
- 18.7.2. The Determination is final and binding on the parties; and
- 18.7.3. The proceedings for the purposes of the Determination will be conducted in accordance with the laws of evidence.
- 18.7.4. The parties may make submissions which the Expert must take into account when making the Determination;
- 18.7.5. The Expert must provide its Determination to the parties in writing, with reasons for the Determination and within 21 days of the appointment of the Expert; and
- 18.8. Unless otherwise agreed by the parties in writing:
- 18.8.1. The place of the proceedings for the purposes of the mediation or Determination will be Adelaide, South Australia;
- 18.8.2. Each party is entitled to legal representation at all stages of the mediation or Determination;
- 18.8.3. Each party will bear its own costs and expenses in relation to the mediation or Determination;
- 18.8.4. The parties will pay in equal shares the mediator or Expert's fees and expenses and the cost of the mediation or Determination including room hire (if any); and
- 18.8.5. The provisions of the *Commercial Arbitration Act 1986* (SA) do not apply to the resolution of any Dispute under the provisions of this clause 18.
- 19. JURISDICTION**
- 19.1. This Agreement is deemed to be made in the State of South Australia and all disputes hereunder shall be determined by the appropriate courts of South Australia.
- 20. PRIVACY ACT 1988**
- 20.1. The Customer and/or the Guarantor/s agrees;
- 20.1.1. For the Supplier to obtain from a credit reporting agency a credit report containing personal credit information about the Customer and Guarantor/s in relation to credit provided by the Supplier.
- 20.1.2. That the Supplier may exchange information about the Customer and the Guarantor/s with those credit providers either named as trade referees by the Customer or named in a consumer credit report issued by a credit reporting agency.
- 20.1.3. The Customer consent to the Supplier being given a consumer credit report to collect overdue payment on commercial credit (Section 18K (1)(h) *Privacy Act 1988*).
- 21. AGREEMENT**
- 21.1. This Agreement can only be amended in writing signed by each of the parties.
- 21.2. All prior discussions and negotiations are merged within this document and the Supplier expressly waives all prior representations made by him or on his behalf that are in conflict with any clauses in this document in any way.
- 21.3. Nothing in these Terms and Conditions is intended to have the effect of contravening any applicable provisions of the *Competition and Consumer Act 2010* or the *Fair Trading Acts* in each of the States and Territories of Australia.



LONSDALE	15-19 Roxburgh Ave	P: 08 8307 2300	F: 08 8307 2305
SALISBURY	72-78 Willochra Rd	P: 08 8182 0777	F: 08 8182 0705
WELLAND	99-109 Frederick St	P: 08 8116 3600	F: 08 8116 3605
DARWIN	116 Winnellie Rd	P: 08 8984 6800	F: 08 8984 6805
BRISBANE	7/29 McCotter St	P: 07 3714 8900	F: 07 3714 8905



www.airdiffusion.com.au