
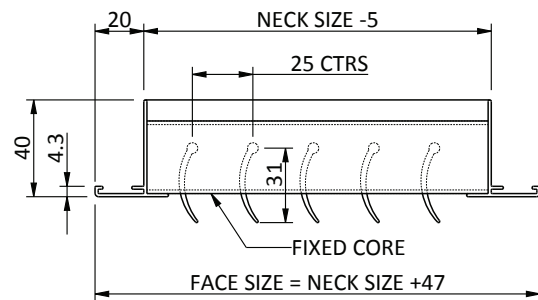


CURVED BLADE CEILING REGISTER Model ADCB



DESIGN DETAILS (mm)



APPLICATIONS

The attractive curved blade ceiling register is ideal for ceiling applications requiring positive directional control.

Suitable for use in heating, cooling and evaporative air conditioning systems they are a popular alternative to the plastic equivalent.

Blades are fully adjustable to allow the vent to be closed off avoiding draughts when the unit is not in use (e.g. seasonal evaporative air conditioning systems).

FEATURES

All extruded aluminium construction.

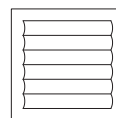
Adjustable blades allow for regular modifications to the direction of airflow into the room as required.

Removable core and fixed core models available.

Standard finish powder coat satin white.

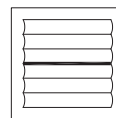
CORE PATTERNS

Curved Blade Types



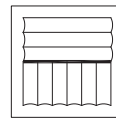
1 Way Blow

1 Way Blow
Fixed Core ADCB-1F
Removable Core ADCB-1R
*Both types feature adjustable blades



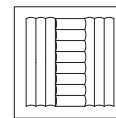
2 Way Blow
(Opposing)

2 Way Opposing Blow
Fixed Core ADCB-O2F
Removable Core ADCB-O2R
*Both types feature adjustable blades



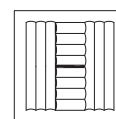
2 Way Blow
(Corner)

2 Way Corner Blow
Fixed Core ADCB-C2F
Removable Core ADCB-C2R
*Both types feature adjustable blades



3 Way Blow

3 Way Blow
Fixed Core ADCB-1F
Removable Core ADCB-1R
*Both types feature adjustable blades



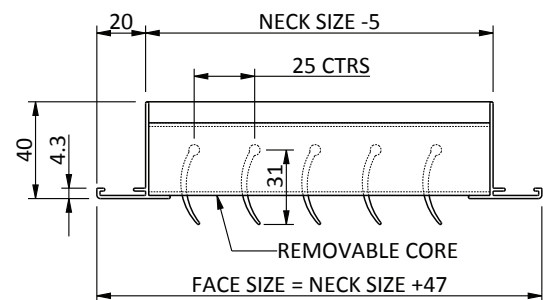
4 Way Blow
(Fixed Core)

4 Way Blow
Fixed Core ADCB-4F
Removable Core ADCB-4R
*Both types feature adjustable blades

CURVED BLADE MULTI ADJUSTABLE CEILING REGISTER Model ADCBM



DESIGN DETAILS (mm)



STOCK SIZES (mm)

Code	Nominal Neck Size
CBM4R3030	300 x 300
CBM4R3535	350 x 350
CBM4R4040	400 x 400
CBM4R4545	450 x 450

APPLICATIONS

The multi directional curved blade design is a popular alternative to the plastic equivalent in domestic applications. An ideal register for ceiling applications requiring positive directional control.

Suitable for use in heating, cooling and evaporative air conditioning systems.

All blades are fully adjustable to allow the vent to be closed off, avoiding draughts when the unit is not in use (e.g. seasonal evaporative air conditioning systems).

FEATURES

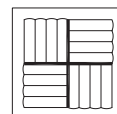
All extruded aluminium construction.

Adjustable blades allow for repeated modifications to the direction of airflow into the room as required.

Easy clean removable cores.

Standard finish powder coat satin white.

CORE PATTERN



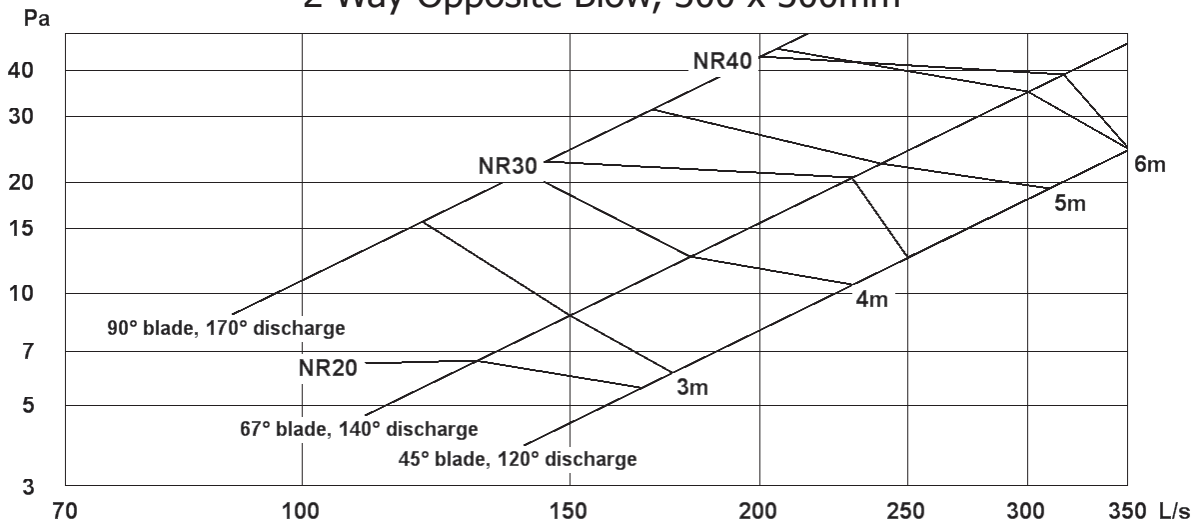
4 Way Blow
(Removable Core)

4 Way Blow
Fixed Core ADCBM-4F
Removable Core ADCBM-4R
*Both types feature adjustable blades



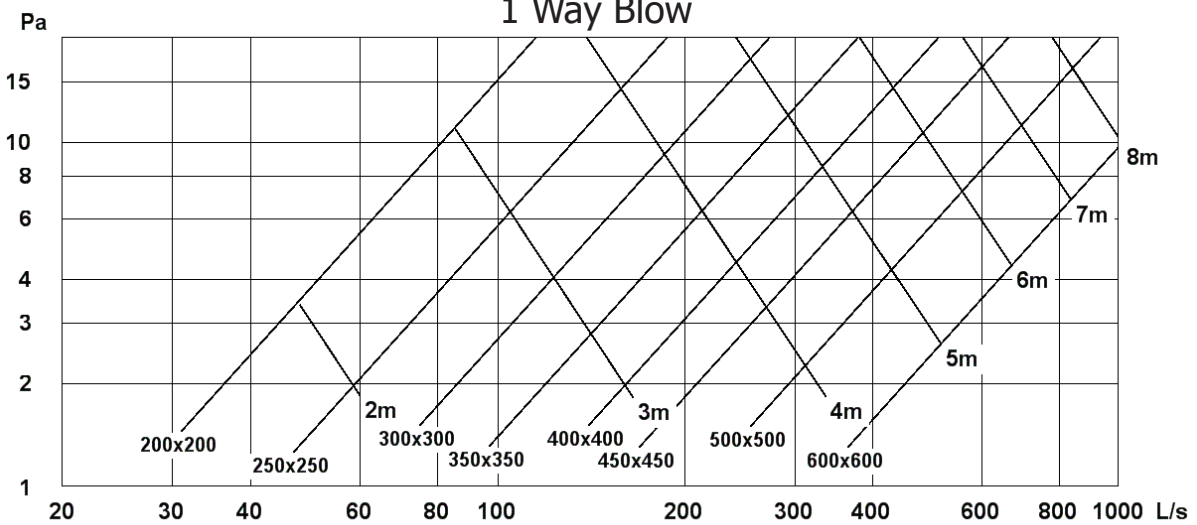
CURVED BLADE CEILING REGISTER
Model ADCB / ADCBM

2 Way Opposite Blow, 300 x 300mm



Throw (m) is to a terminal velocity of 0.25m/s.
Throw to a terminal velocity of 0.5m/s is approximately 70% of the above.

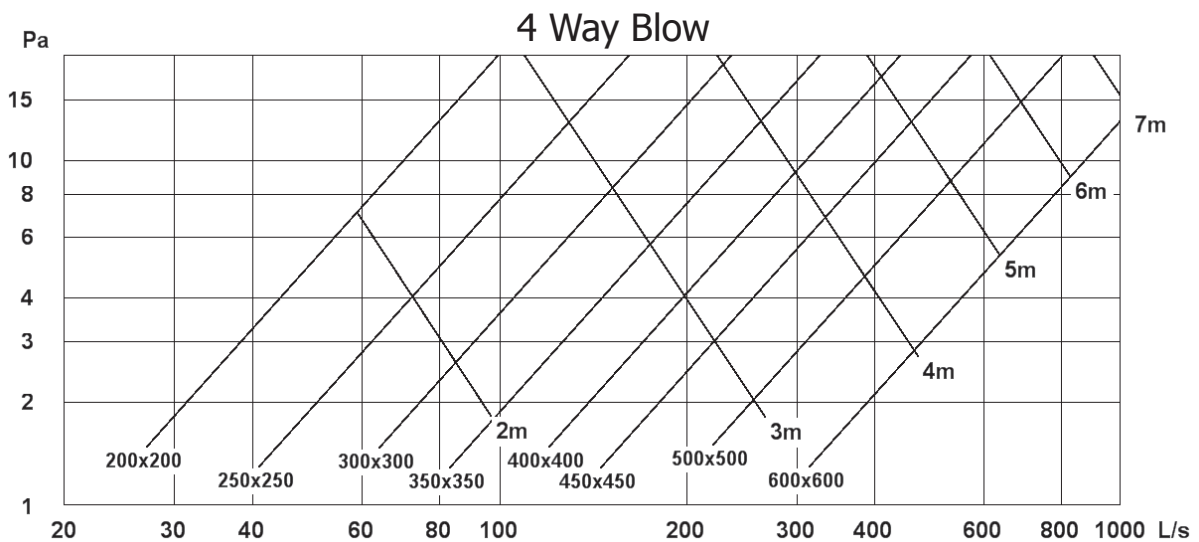
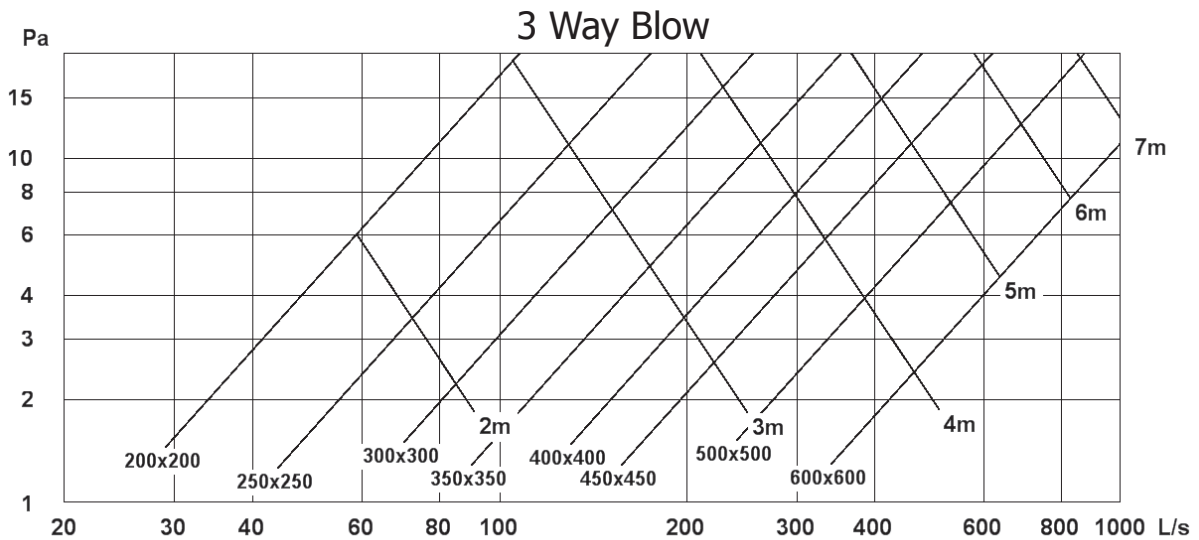
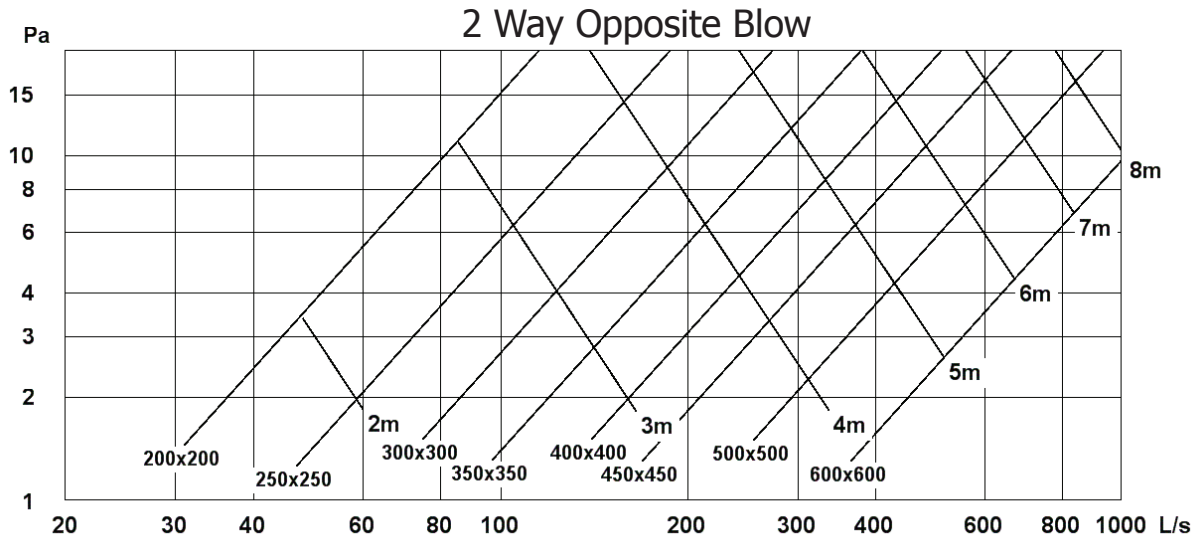
1 Way Blow



Throw (m) is to a terminal velocity of 0.25m/s.
Throw to a terminal velocity of 0.5m/s is approximately 70% of the above.



CURVED BLADE CEILING REGISTER
Model ADCB / ADCBM



Throw (m) is to a terminal velocity of 0.25m/s.